



# REPORT

on the outputs of the  
<http://intruniri.chisinau.md/>  
platform, during 2011-2017

Designed to facilitate the notification  
of public assemblies in  
Chisinau municipality



**Promo - LEX**

*Advancing democracy and human rights*



# **REPORT**

**on the outputs of the  
<http://intruniri.chisinau.md/>  
platform, during 2011-2017**

**Designed to facilitate the notification of public  
assemblies in Chisinau municipality**

This Report has been produced within the framework of the Action “Monitoring Progress, Empowering Action”, implemented with the financial assistance of the European Union.

The content of the Report is the sole responsibility of Promo-LEX Association and can under no circumstances be regarded as reflecting the position of the European Union.

All rights reserved. The content of the Report may be used and reproduced for not-for-profit purposes and without the preliminary consent of Promo-LEX Association, provided that the source of information is indicated.

**FREE DISTRIBUTION**

# CONTENT

---

Introduction .....	4
Platform presentation .....	5
Notified assemblies in Chisinau between 2011-2017 .....	7
Platform users' profile .....	13
Findings and Recommendations .....	17
Annex 1. Mass events carried out in 2013-2017 .....	18
Annex 2. Mass events carried out in 2011 .....	19
Annex 3. Audience overview of the <a href="http://intruniri.chisinau.md/">http://intruniri.chisinau.md/</a> .....	20

# INTRODUCTION

---

The current report was developed by Rodac Info SRL within the framework of the Action “Monitoring Progress, Empowering Action”, implemented by Promo-LEX Association with the financial support of the European Union.

The aim of the report is to reflect the outputs of the <http://intruniri.chisinau.md/> platform during 2011-2017 designed to facilitate the notification of public assemblies in Chisinau municipality. The platform, in use starting with 2011, is a tool for recording, communication and storage of information on public assemblies notified to public authorities from Chisinau, regulated by the Law on Assemblies No. 26 of 22.02.2008<sup>1</sup>.

The analysis focuses on the implications of the use of the mentioned platform in the process of notifying the public assemblies in Chisinau and does not treat freedom of assembly in all its complexity and manifestations.

The information from the database of the public assemblies notified at Chisinau City Hall during the period 2011-2017 was used for the elaboration of the report. Data and information provided by other public authorities regarding public assemblies in Chişinău during the reference period, was also used. The data collected by Google Analytics<sup>2</sup> has been used to describe the application users' profile.

During the reference period, more than 5,000 notifications have been submitted to the Chisinau City Hall and almost 111,000 public assemblies have been notified. The annual number of notified assemblies increased from over 9,000 in 2011 to more than 21,000 in 2016, with significant peaks in electoral periods. The data collected by the National Patrol Inspectorate show that between 10% and 20% of all notified assemblies were held annually.

The access data of the platform show that over a period of 7 years, more than 25,000 users have been registered with 57,000 sessions and 129,000 pages displayed. Access was made mainly from Chisinau (78% of all users), using desktop devices, but in recent years using also mobile devices (13.4% in 2016). The average session's duration was about 3 minutes with the majority of users registered between 07.00-18.00 hours, which matches basically a normal workday schedule.

The on-line system has replaced the previous method of communication through paper letters between the City Hall and other authorities involved in the provision of public assemblies. At the date of the report, the application had 25 registered users among the public authorities, who instantly receive all the necessary information online. A virtually unlimited number of users from the general public can access online the structured information on all the notified assemblies from the data base.

---

1 <http://lex.justice.md/index.php?action=view&view=doc&lang=1&id=327693>

2 <https://analytics.google.com/>

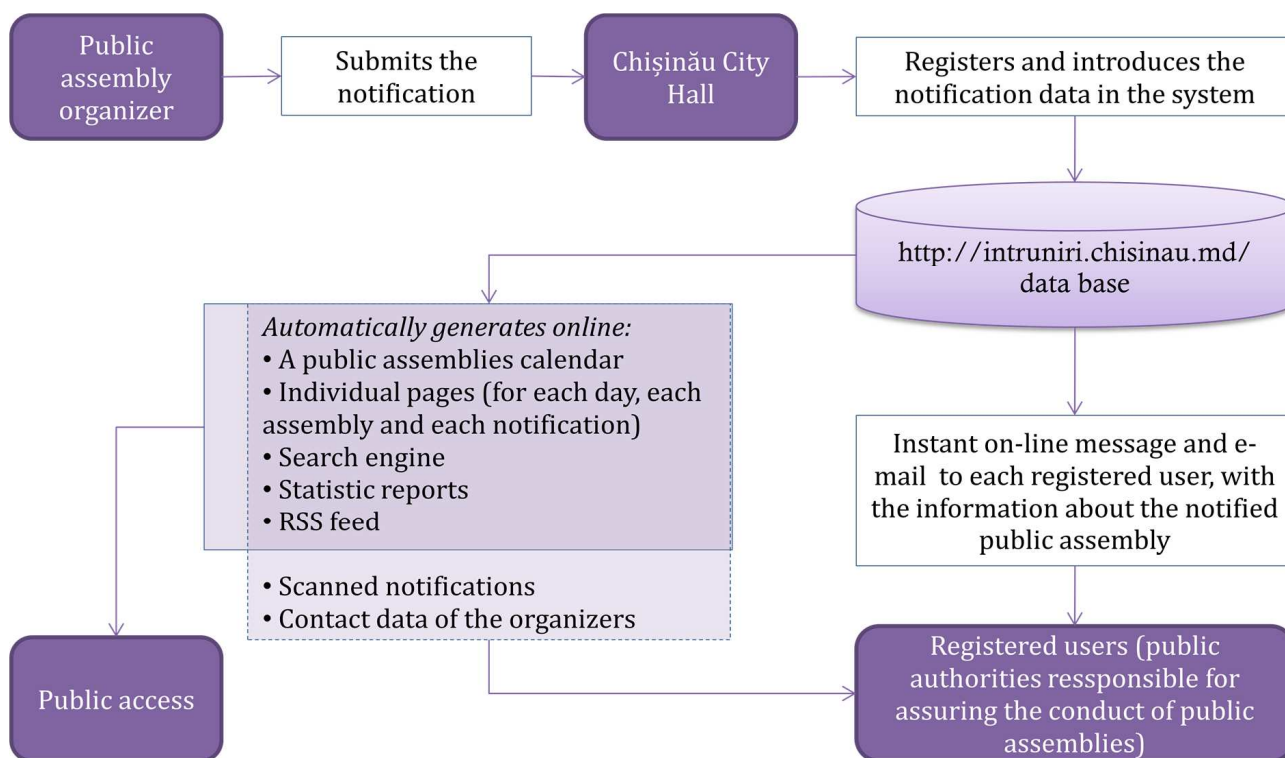
## PLATFORM PRESENTATION [HTTP://INTRUNIRI.CHISINAU.MD/](http://inruniri.chisinau.md/)

The web platform for public assemblies <http://inruniri.chisinau.md/> was developed and piloted in 2010 on the basis of a concept developed by a group of representatives of Chisinau City Hall, Police and CReDO<sup>1</sup>. The personalized application is the property of Chisinau City Hall and is fully functional starting with 2011.

The development of the platform came as a solution to the difficulties in managing the large amount of information provided to the municipal authorities by the organizers of public assemblies. The application has become a complementary tool for the process of notifications registration, regulated by the Law on public assemblies<sup>2</sup>.

For the organizers of public assemblies, the system implies no other obligation than filling in and submitting the notification provided by the law (available for online downloading on the platform<sup>3</sup>). The maintenance of the platform and the data input is the responsibility of the Social Humanitarian and Interethnic Relations Department of the City Hall, responsible for the public assemblies in Chisinau municipality. The information is introduced on a daily basis by one civil servant, responsible for registering the notifications. In his absence, the responsibility is occasionally taken over by other civil servants from the same department.

### Platform functioning scheme



The task of processing the information lies with the City Hall representative, who enters the data and the scanned copy of the statement into the online database. From that moment on, the data is stored on the City Hall's servers, and all other processes are automated according to the default algorithm.

1 "Reforming the Practical Framework and Optimizing the Local Authorities' Management System of Freedom of Assembly in Chisinau", project implemented by CReDO Resource Center for Human Rights, in partnership with the Association for the Defense of Human Rights in Romania - the Helsinki Committee (APADOR-CH) managed by UNDP Moldova with the support of the Romanian Government.

2 <http://lex.justice.md/index.php?action=view&view=doc&lang=1&id=327693>

3 <https://inruniri.chisinau.md/?mod=meetings&do=ShowMeetingsRegistration>

At the level of municipal districts, there are municipal representatives responsible with monitoring public assemblies, but they have no attributions in registering notifications or entering data into the database.

Police units, together with other services responsible for providing conditions for public assemblies, receive immediately all the necessary data as soon as the notification has been registered. The public information on the notified assemblies is also immediately available to the public online and via RSS feeds. The publicly available information includes the name of the organizer, date, time, place, type and purpose of the public assembly, the estimated number of participants and the date and time of notification registration. During the period prior to 2011, the communication between public authorities was done mainly by letters on paper and lasted from a few days to a week. The records and storage of information were kept only on paper.



The screenshot shows the website of the Municipality of Chișinău. The header includes the coat of arms and the text "PRIMĂRIA MUNICIPIULUI CHIȘINĂU" and "Pagina Inițială". The navigation menu contains "Noutăți", "Legislație", "Notificare", "Calendar", "Căutare", "Rapoarte", and "Autentificare". The main content area features a calendar for February and a "Noutăți" (News) section with four items:

Februarie						
Lu	Ma	Mi	Jo	Vi	Sî	Du
			1	2	3	4
5	6	7	8	9	10	11
12	13	14	15	16	17	18
19	20	21	22	23	24	25
26	27	28				

**Noutăți**

- 2017-02-23 **Dispoziția Primăriei municipiului Chișinău nr. 52-d din 27.01.2017, cu privire la limitarea temporară a accesului publicului în anumite locuri publice din municipiu Chișinău, în ziua de 27 ianuarie 2017**
- 2014-08-20 **Dispoziția cu privire la desfășurarea unei întruniri în municipiul Chișinău de către Guvernul Republicii Moldova**
- 2014-08-06 **Dispoziția Nr.641-d din 09.07.2014**
- 2014-06-16 **Conform Dispozițiilor Primăriei municipiului Chișinău nr. 492-d din 06.06.2014 și nr. 505-d din 11.06.2014, în unele locuri publice din municipiu Chișinău va fi restricționat temporar accesul publicului în zilele 11 - 12 iunie 2014**

The platform's interface provides a calendar<sup>4</sup> of notified assemblies, statistical reports<sup>5</sup>, a search engine<sup>6</sup>, and RSS feeds<sup>7</sup> for public use, thus ensuring transparency of the process and availability for the public of information on public assemblies in Chisinau since 2011. Public institutions may consult additional data in secured access (25 users at the beginning of 2018). The page can be accessed directly at <http://intruniri.chisinau.md/> or via the City Hall site <https://www.chisinau.md> under the heading Information / Public Events.

Another option of the platform is to submit the online notification of assemblies. However, this option does not replace the regular procedure and has a purely informative role for the time being.

The information presented in the current report is a synthesis of the data processed in the Chisinau municipality between 2011 and 2017, according to the described mechanism.

4 <https://intruniri.chisinau.md/?mod=meetings&do=ShowCalendar>

5 <https://intruniri.chisinau.md/?mod=meetings&do=Rapoarte>

6 <https://intruniri.chisinau.md/?mod=meetings&do=ShowSeachForm>

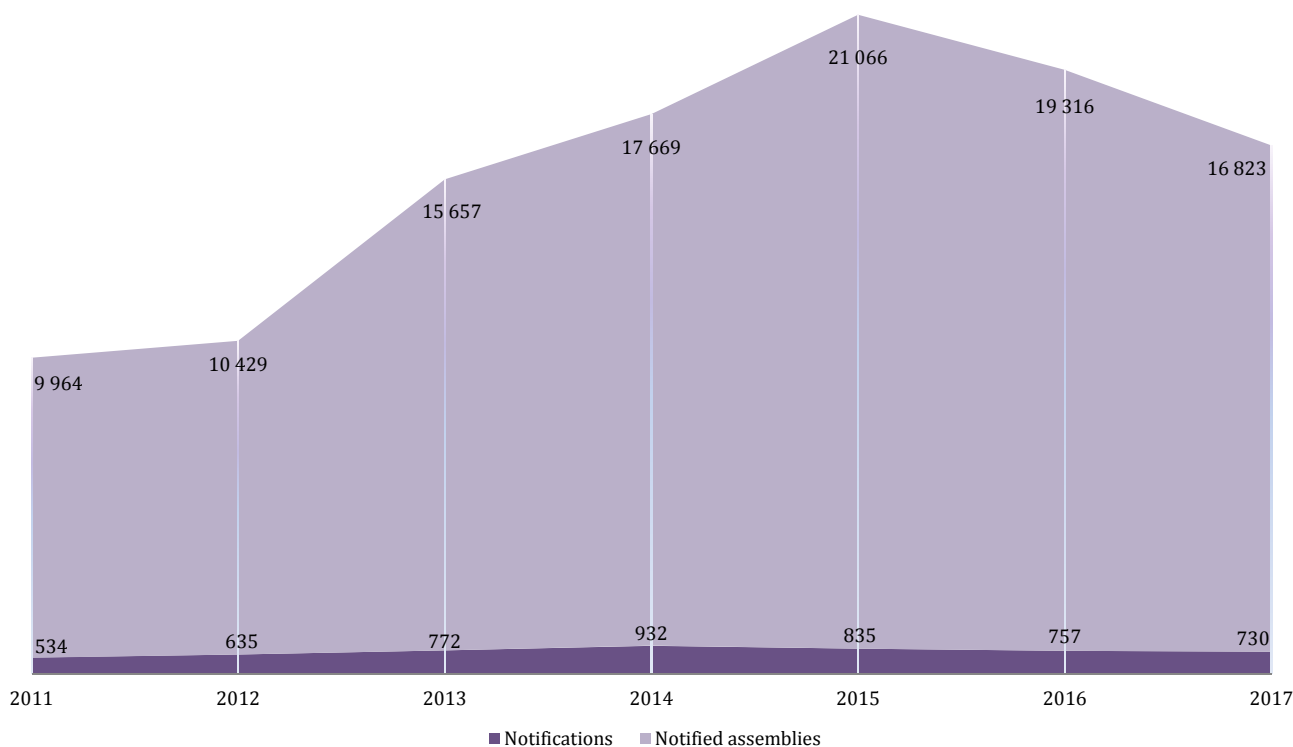
7 <http://intruniri.chisinau.md/rss.xml>

## NOTIFIED ASSEMBLIES IN CHISINAU BETWEEN 2011-2017

The current section contains the presentation and analysis of the data on public assemblies notified between 2011-2017 according to the legal procedure<sup>1</sup>, registered by the Chisinau City Hall in the <http://intruniri.chisinau.md/> platform. These assemblies have legal and practical prerequisites to be held in the municipality and went under the attention of the authorities responsible for providing their lawful development.

A total of 5.195 notifications have been submitted during the years 2011-2017, which means an average of 742 notifications per year or 2.85 notifications per working day<sup>2</sup>. By means of these notifications, 110,924 assemblies have been notified. On average, a single notification stood for 21 public assemblies. The notification procedure provides for the possibility for an organizer to book a number of places / days for several hundred assemblies in a single notification. This does not create practical difficulties, because the distribution of time and space in the assemblies' calendar is done automatically by the built-in algorithm of the platform.

**Number of notifications and notified assemblies by year**



The minimal number of annual notified assemblies (9.964) was registered in 2011. The highest annual number was registered in 2014-2016 with a maximum of 21.066 notified assemblies in 2015. The high values registered during these years are explained by the electoral campaigns carried out for local, parliamentary and presidential elections held in 2014, 2015 and 2016 respectively, in which public assemblies bare an important communication role. Based on this model, in 2017 there was a decrease in the number of notified assemblies, and a new increase is expected in 2018-2020 when new elections will be held.

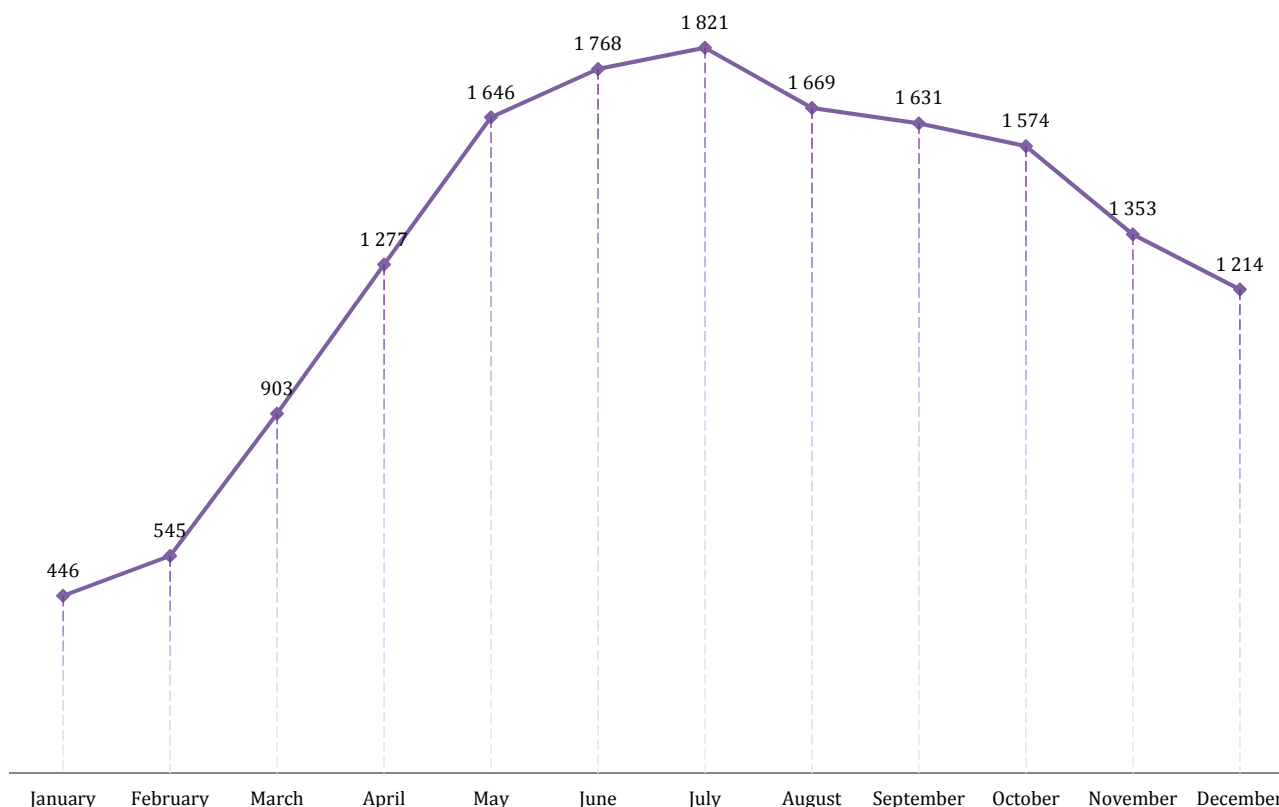
1 Article 10. Notification procedure, Law on assemblies nr. 26 of 22.02.2008

2 260 working days on average in a year

According to the evidence of mass measures of the National Patrol Inspectorate (Annex 1), during 2013-2017, about 10% -20%<sup>3</sup> of the declared assemblies were held. The number of held assemblies includes non-notified and deployed assemblies (option allowed by the law<sup>4</sup>), but also other categories of public manifestations such as official delegations, sporting events on sporting arenas, religious manifestations that are not covered by the discussed platform.

A practice used by organizers in recent years is the reservation of assembly venues a few years in advance, in some cases 80 years in advance (until 2099<sup>5</sup>). It is used by political parties, with the purpose of booking the right to hold assemblies in places of major interest, on dates with symbolic implications, such as May 9<sup>6</sup> or March 24<sup>7</sup>, or blocking the possibility of political opponents to hold assemblies on the mentioned dates. It is a basically legal practice, but raises questions about the organizers' intentions and the possibility of honoring the right to the due date.

### Average monthly number of notified assemblies(2011-2017)



In the monthly distribution of notified assemblies, there is a tendency for less intense activity in January and February with an increase in activity in the following months and a decrease towards the end of the year in December. The main factor for this evolution is the cold weather, which does not predispose to prolonged outdoor exposure. Another reason for the decline in activity is the winter holidays, when people usually enjoy a break from social political activities.

3 The City Hall's and the INP's record systems operate with distinct categories of "public assemblies" and "mass measures" respectively, which on some dimensions are identical, while others overlap partially or don't overlap at all, making it impossible to calculate the exact value of the number of held assemblies.

4 In case of **Spontaneous assemblies** the notification is admitted without observing the written form or the deadline provided, it is sufficient to provide information about the place, date, time, purpose and organizer of the assembly; and **Assemblies with a small number of participants** (less than 50 persons) (according to Article 12 (1) and (5) of the Law on assemblies No. 26 of 22.02.2008)

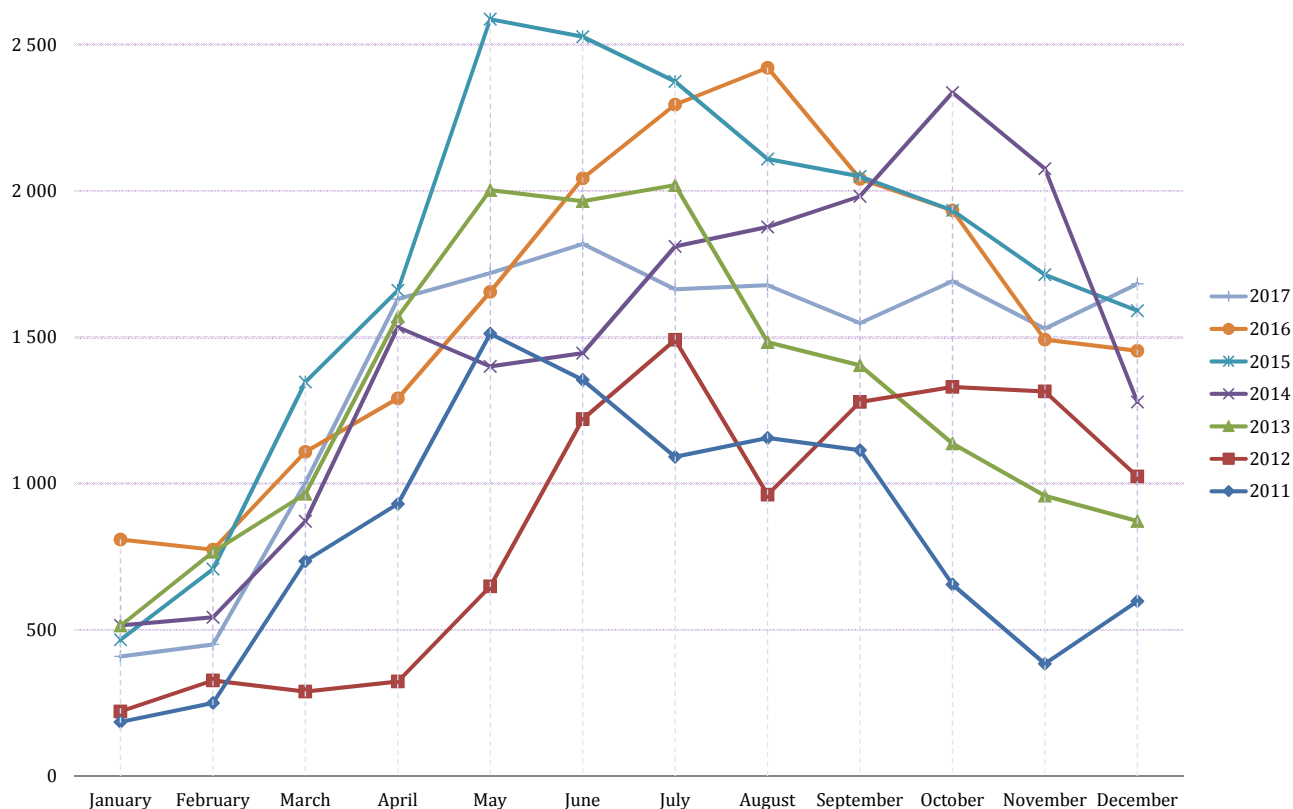
5 <https://intruniri.chisinau.md/?mod=meetings&do=showlist&date=2028-01-24>

6 May 9, 1945 Victory Day in WW2 as declared by USSR / Europe Day

7 January 24, 1859 Unification act of Principalities of Moldavia and Wallachia

The months with the highest number of notified assemblies during the analyzed periods were those corresponding to the electoral campaigns. Thus, maximum values were recorded in March-July 2015 (corresponding to local elections from June 14-28, 2015), July-October 2016 (corresponding to the 2016 Presidential Election (first round - 30.10.2016, second round 13.11.2016) and September-November 2014 (corresponding to the parliamentary elections of 30 November 2014).

### Monthly number of notified assemblies (2011-2017)

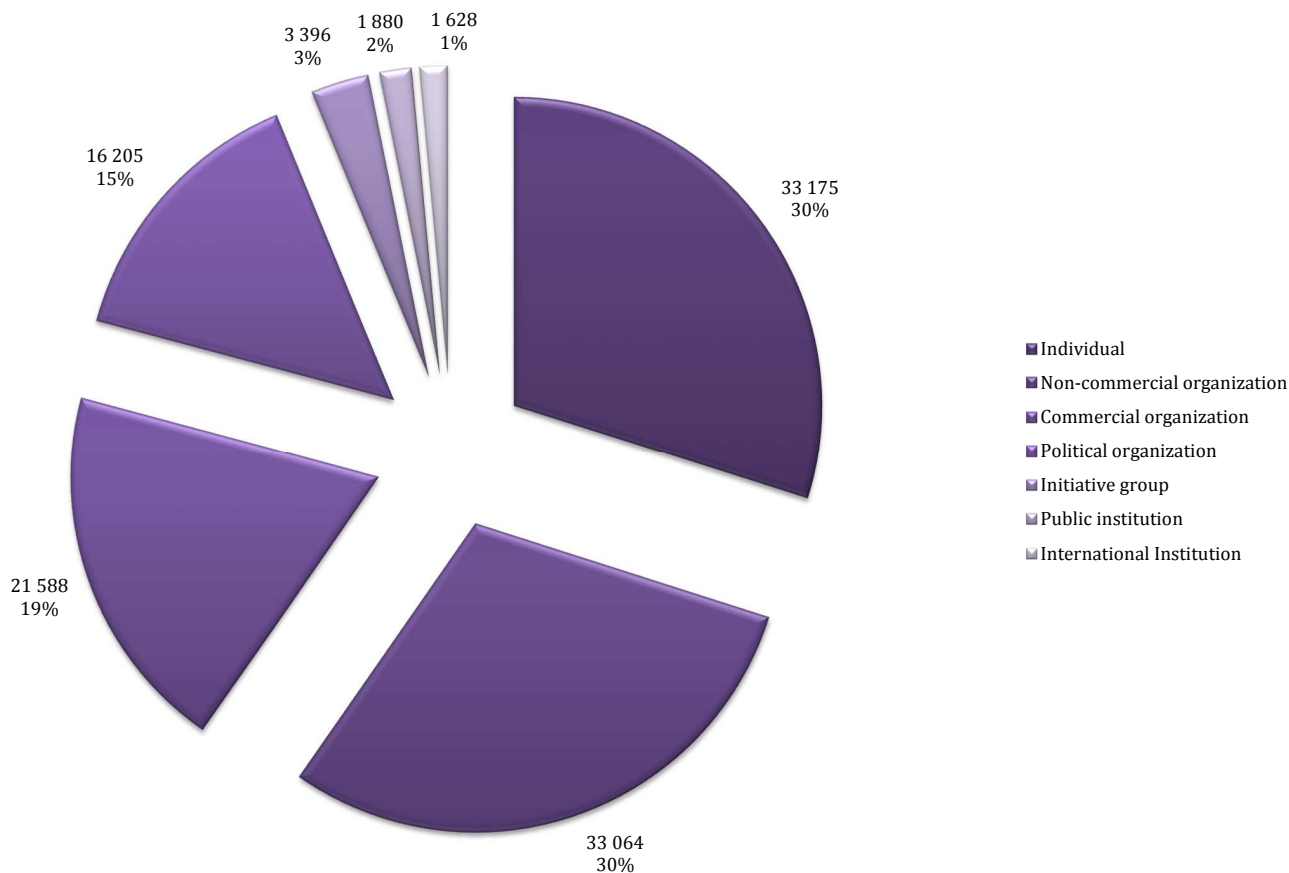


The daily average of notified assemblies is of 42-44 during the week, with a slight increase: 45-46 notified assemblies on weekend days. Thus, a preference of organizers for a specific day of the week cannot be noticed.

Day of week	Total 2011-2017	Daily Average
Monday	15.181	42
Tuesday	15.224	42
Wednesday	15.452	42
Thursday	15.594	43
Friday	16.143	44
Saturday	16.884	46
Sunday	16.446	45

Individuals and non-commercial organizations are the main organizers of public assemblies (30% each). This is determined by the functionality of public assemblies that are a tool of expression in public spaces and a way of communicating with authorities and the general public. Other 19% of the assemblies were organized by commercial organizations and 15% by political organizations.

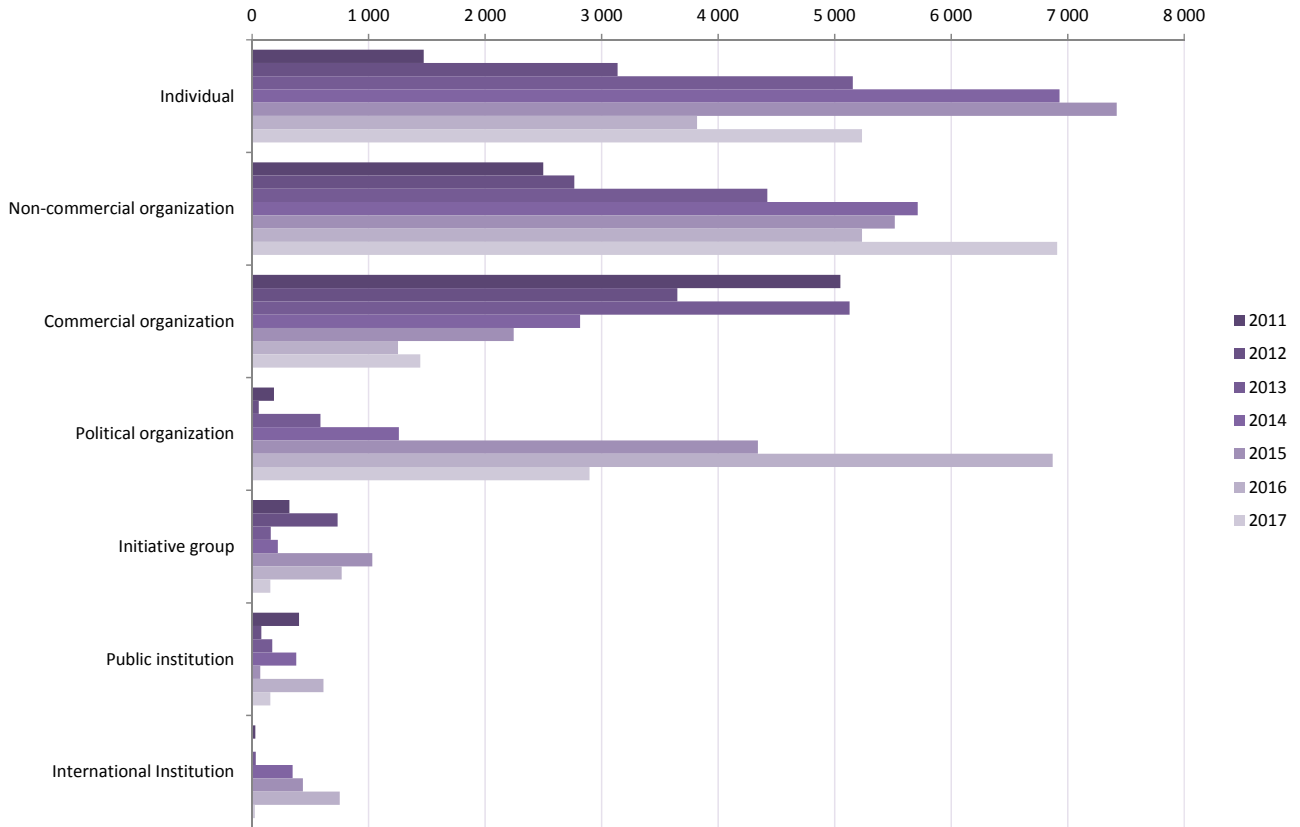
### Organizers of notified public assemblies (2011-2017)



The over years dynamics distributed by organizers, indicates an increase in the number of assemblies notified by political organizations in the electoral years. At the same time, there is a steady decrease in the number of assemblies notified by commercial organizations, from 5.000 in 2011 to about 1.000 in 2017. In the absence of a regulatory framework for commercial events, the organizers used the law on assemblies<sup>8</sup>, to provide a legal basis for their promoting actions of business activities.

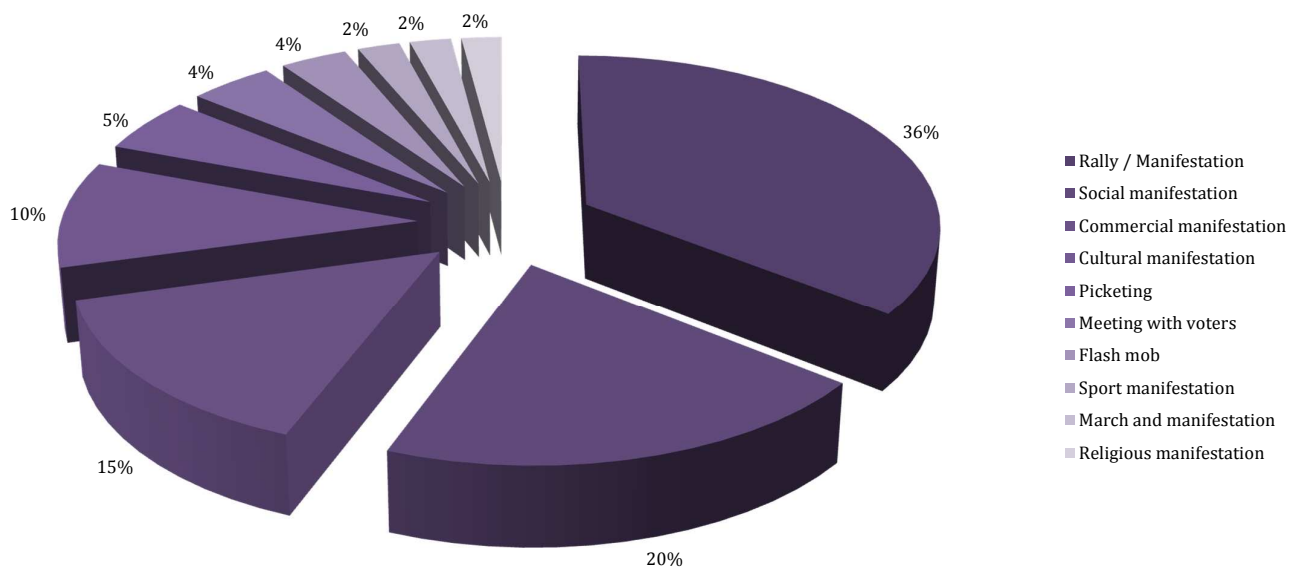
<sup>8</sup> Until the adoption of special normative acts, the actions provided in Article 2 paragraph (2) shall be carried out in accordance with the provisions of this law. In the case of commercial actions, the local public administration authority is entitled to charge for the services requested by the organizers. (Law on assemblies No. 26 of 22.02.2008, Article 24 paragraph (2))

## Number of notified assemblies by type of organizer

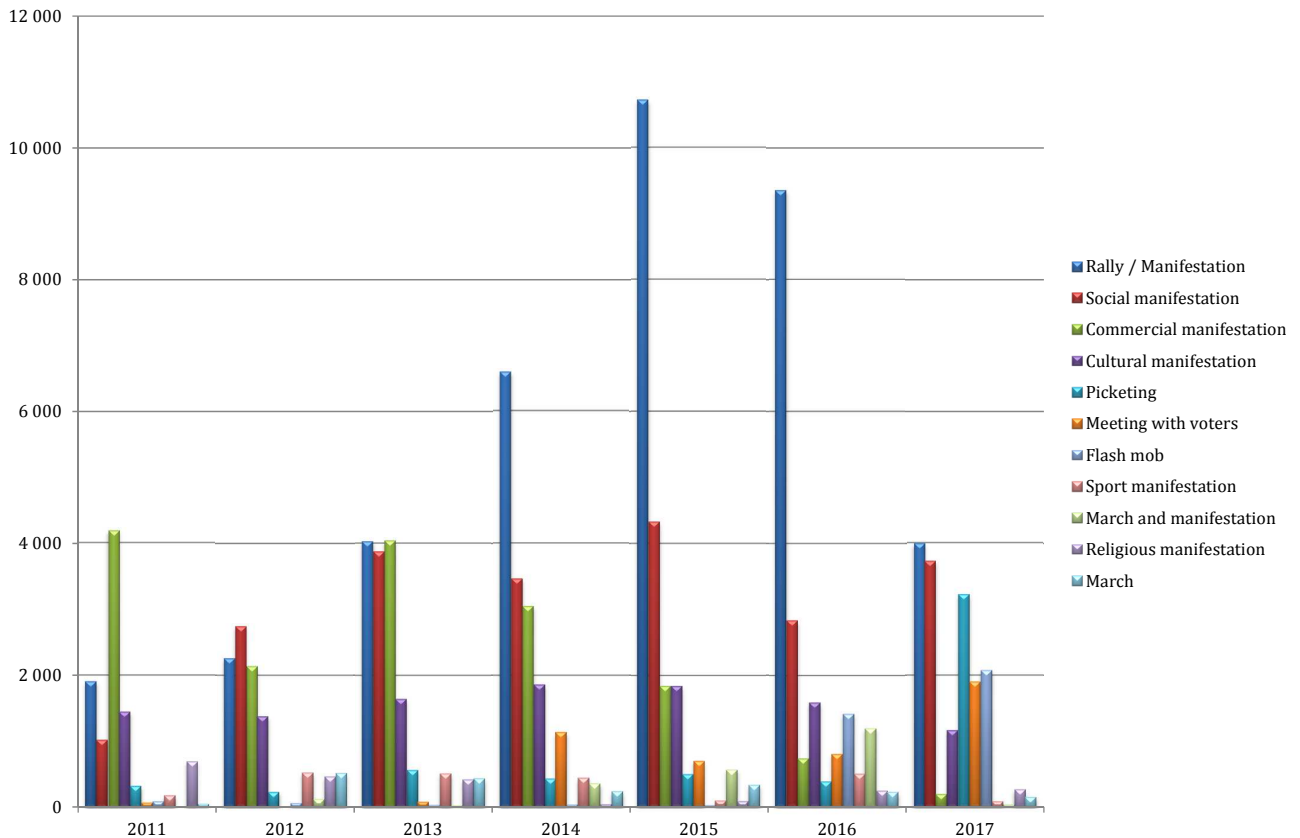


The platform distributes the notified assemblies into different categories according to their form and content. In the absence of any regulations or official descriptions in this respect, the distribution of assemblies into categories is made at the discretion and interpretation of the platform manager. According to the classification practiced by the Chisinau City Hall, the most widespread forms are the rallies and the social manifestations which account together for about 56% of the declared meetings. The assemblies of commercial nature represent 15% of the total and the cultural assemblies - 10%. Other registered forms of assemblies are picketing (5%), flash-mobs (4%), meetings with voters (4%), sport manifestations (2%), religious manifestations (2%) and combined march-manifestation (2%).

## Types of notified assemblies (2011-2017)



## Number of notified assemblies by type (2011-2017)



The list of places requested by organizers for public assemblies includes a diverse set of public places in all the regions of the city, still the most preferred public spaces are in the city center. Thus 6% of all the notified assemblies requested the Great National Assembly Square as their venue. The next in line, with 4% of the total, is the space in front of the headquarters of the Parliament of the Republic of Moldova (either near the Palace of the Republic or near the Parliament Building). Other traditional favorite places are the Square of the Opera and Ballet Theater (3% of the total), the Square of the Unic Shopping Center (3%), the Square of Stephen the Great Statue, the space in front of the headquarters of the General Prosecutor’s Office on 26 B. Bodoni str, the space in front of Chisinau City Hall and the Stephen the Great Public Garden (all about 2% of the total). Other favorite places in the city are the spaces in front of the headquarters of the state institutions that revolve around Stephen the Great Boulevard.

## PLATFORM USERS' PROFILE

The current section contains a description of the navigation indicators of <http://intruniri.chisinau.md/> users, extracted from the data collected and produced by Google Analytics<sup>1</sup>. The presentation and the analysis of these parameters are aimed at describing and studying the average behavioral pattern of the platform users over the last seven years without the intention to compare or appreciate the popularity of the application.

Given the fact that the platform contains specific information of interest to a relatively small audience, the pertinent assumption is that the users of the platform are, to a large extent, the employees of the institutions that provide for assemblies, the organizers of the assemblies and the persons with a professional interest for the platform information.

### Audience overview, <http://intruniri.chisinau.md/>

Year	Sessions <sup>2</sup>	Users <sup>3</sup>	Page views <sup>4</sup>	Pages / Session <sup>5</sup> (min)	Avg. Session Duration <sup>6</sup>	New visitors
2011	6.014	2.986	13.431	2,23	00:03:38	50,7%
2012	8.157	3.496	20.669	2,53	00:03:06	58,3%
2013	8.242	3.348	20.578	2,50	00:03:01	60,4%
2014	11.381	5.296	24.881	2,19	00:02:47	54,1%
2015	10.775	5.401	21.153	1,96	00:02:36	51,5%
2016	6.198	2.852	13.261	2,14	00:03:38	54,8%
2017	6.276	2.289	15.132	2,41	00:03:54	64,1%
<b>Total</b>	<b>57.043</b>	<b>25.213</b>	<b>129.105</b>	-	-	-
<b>Average</b>	<b>8.149</b>	<b>3.667</b>	<b>18.444</b>	<b>2,26</b>	<b>00:03:08</b>	<b>55,9%</b>

During the studied period (2011-2017) the website <http://intruniri.chisinau.md/> had 25.213 unique users with an annual average of 3.602. Maximum values of 5.296 and 5.401 users, respectively, were recorded in 2014 and 2015 (it is also the year with the maximum number of notified assemblies). The minimum number of 2.296 unique visitors was recorded in 2017.

Over the reference period, 57,043 access sessions of the website have been registered, with a total number of 129,105 accessed pages. A maximum of 11.381 sessions has been registered in 2014.

1 <https://analytics.google.com/>

2 The number of times a user was active on the website. This metric does not recognize users; it counts a new session if the user has been to the site before.

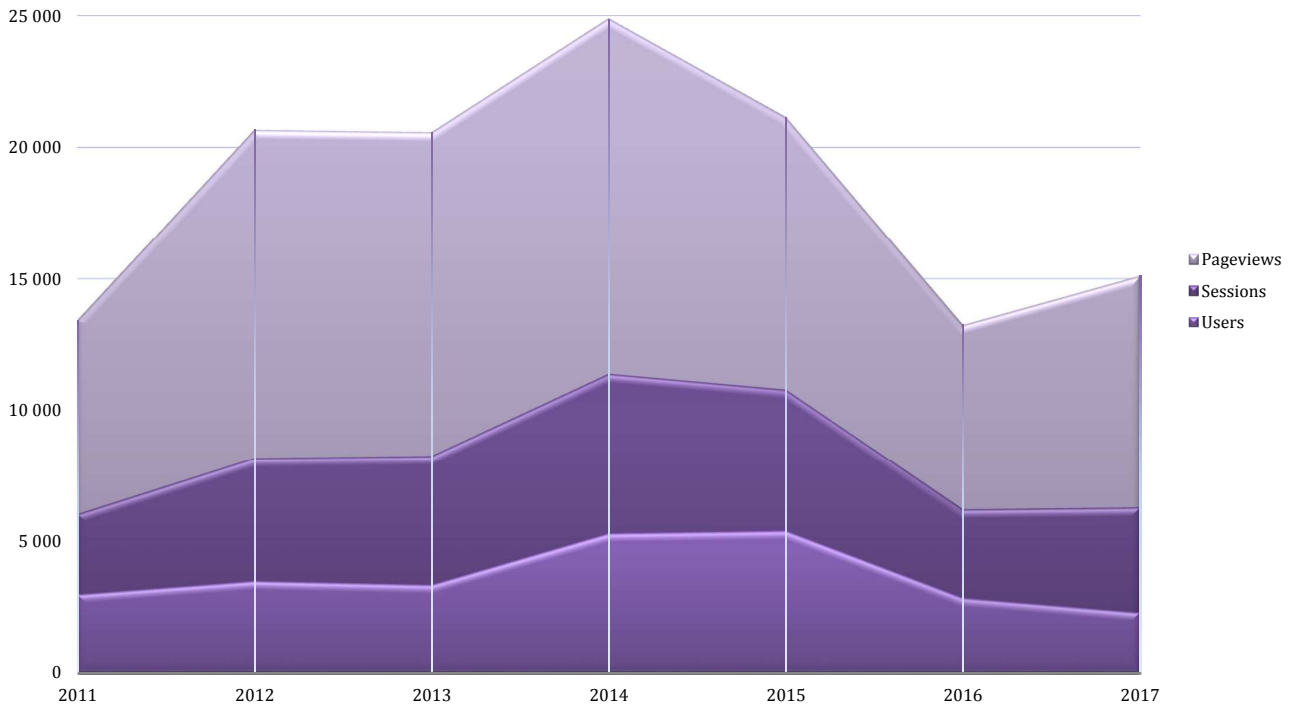
3 The number of people who have come to the site. Even if they have visited the site multiple times, it only counts as 1 user.

4 The total number of pages that were viewed on the website. This includes repeated site users and repeated page views.

5 The average number of pages that were viewed in a session. This includes repeated page views.

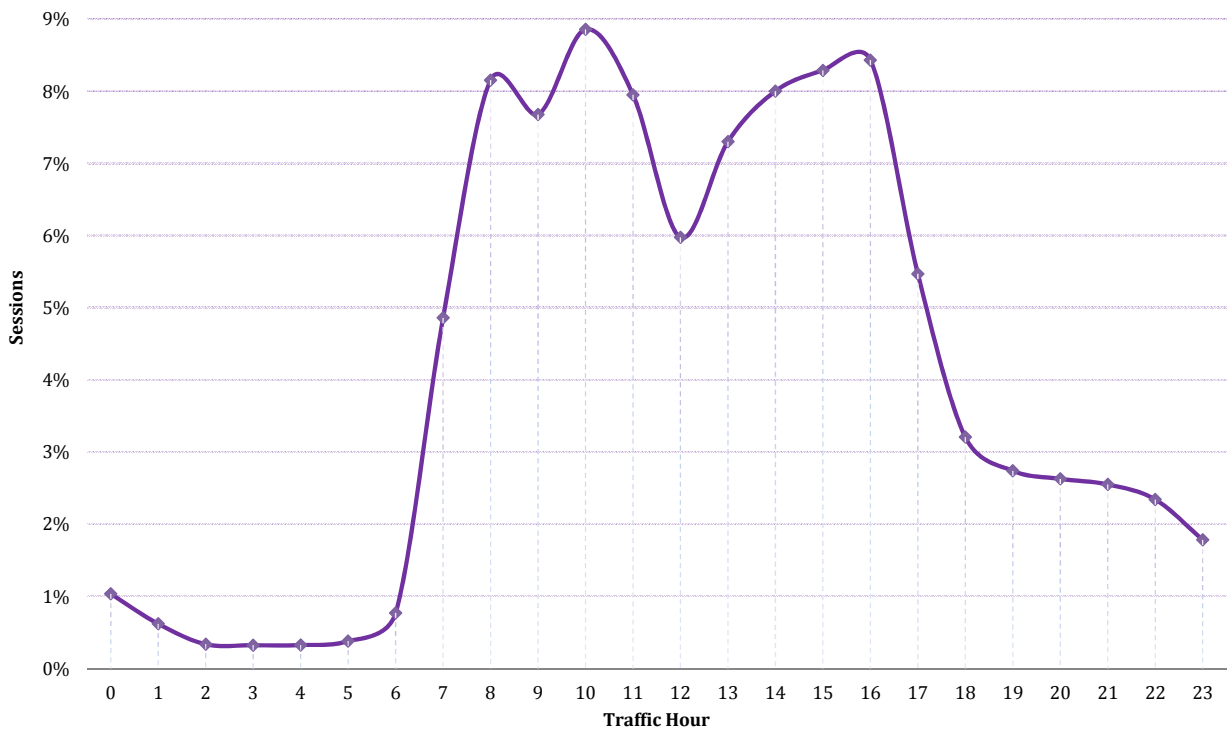
6 The average amount of time a user spends during a session on the website.

## Annual numbers of users, sessions and page views



The time of day when the most intense activity on the site was recorded, coincides with a regular working day schedule, with the highest values between 07:00 and 18:00 hours. A noticeable drop in activity was registered during the lunch break between 12.00-13.00 hours. The assumption is that most users access the application on a regular basis during their working hours.

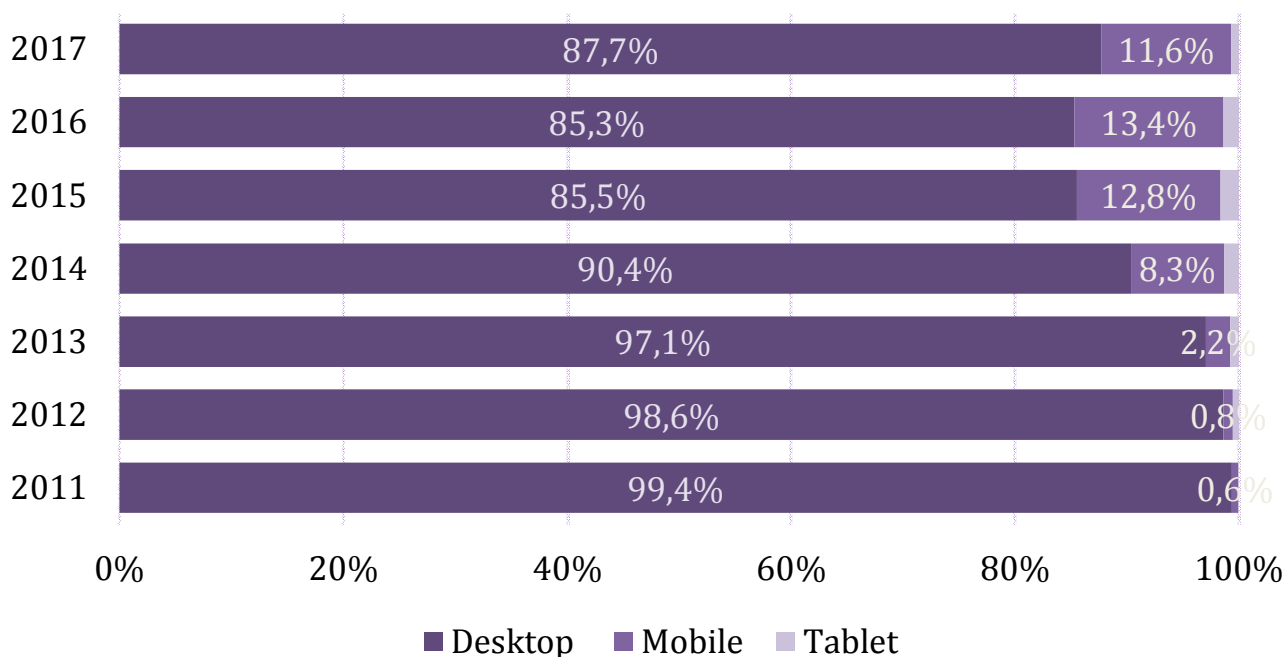
## Hourly breakdown of visitors' sessions (average 2011-2017)



On average, a visiting session lasted 3:08 minutes, and an average of 2.26 pages were accessed during one session. Average access times ranged from a minimum of 2.36 minutes in 2015 to 3.54 minutes in 2017.

The most common device used for accessing the platform was a desktop, although the annual dynamics shows that mobile devices have been increasingly used: from 0.6% in 2011 to a peak of 13.4% in 2016. Tablets were used in about 1-2% of cases.

### Devices used to access <http://intruniri.chisinau.md/> (2011-2017)



Most of the platform users are from Moldova (88.61% of all users and 93.12% of all sessions). Judging by the average duration of a session, we can deduce that visits from states such as Brazil, Germany, the United Kingdom or the Netherlands were most likely accidental. The situation is different in the case of users from Russia or the United States where the average session's duration is significantly higher.

### Users, top 10 states (2011-2017)

Country	Users	% of Total	Sessions, % of Total	Pages / Session	Avg. Session duration
1. Moldova	22.377	(88.61%)	53.118(93.12%)	2,32	00:03:18
2. Romania	600	(2.38%)	734(1.29%)	1,24	00:00:36
3. United States	420	(1.66%)	825(1.45%)	1,90	00:01:23
4. (not set)	413	(1.64%)	552(0.97%)	1,80	00:00:51
5. United Kingdom	283	(1.12%)	286(0.50%)	1,53	00:00:07
6. Italy	111	(0.44%)	136(0.24%)	1,22	00:00:28
7. Russia	97	(0.38%)	323(0.57%)	1,46	00:02:32
8. Brazil	89	(0.35%)	89(0.16%)	1,02	00:00:00
9. Germany	89	(0.35%)	98(0.17%)	1,21	00:00:03
10. Netherlands	66	(0.26%)	70(0.12%)	1,01	00:00:04

In the cities top, Chisinau has most of the users (77.74%) and the highest number of access sessions (85.50%). The top 10 cities also include Washington, Moscow, Tiraspol, Ribnita and Iasi, with fewer users, but with an average sessions' duration over 1 minute.

### Users, top 10 cities (2011-2017)

City	Users	% of Total	Sessions, % of Total	Pages / Session	Avg. Session duration
1. Chisinau	19,746	(77.74%)	48.771(85.50%)	2,39	00:03:27
2. (not set)	2,575	(10.14%)	3,761(6.59%)	1,65	00:01:29
3. Ribnita	852	(3.35%)	1.460(2.56%)	1,43	00:01:11
4. Bucharest	240	(0.94%)	315(0.55%)	1,23	00:00:32
5. Tiraspol	94	(0.37%)	121(0.21%)	1,57	00:01:11
6. Iasi	58	(0.23%)	63(0.11%)	1,30	00:01:10
7. London	54	(0.21%)	56(0.10%)	1,98	00:00:32
8. Moscow	52	(0.20%)	91(0.16%)	1,19	00:01:22
9. Pelotas	42	(0.17%)	42(0.07%)	1,12	00:00:00
10. Washington	38	(0.15%)	337(0.59%)	2,72	00:02:51

# FINDINGS AND RECOMMENDATIONS

---

## Benefits of the platform

- The platform has simplified and has dynamized the communication of information about public assemblies from the City Hall to the law enforcement agencies and other institutions involved;
- Anyone can access and view online any of the 111,000 assemblies registered in the database since 2011 to date; this would have been impossible if the records were kept on paper as it was in the previous period. The authorities have a clear picture of the public assemblies' plan in the city and the organizers of assemblies can check the availability of public spaces for the desired day and time;
- Due to the public accessibility of information on the site, the transparency and publicity of the process of organizing public assemblies is provided;
- Statistical reports on the dynamics of notified assemblies are automatically generated and available to interested persons;
- Public authorities have secured access to the assemblies notifications and other relevant documents (Mayor's Provisions) relating to each notified assembly.

## Concerns about the notification procedure

- Only one person in the Chisinau City Hall is currently responsible for recording notifications and monitoring the conduct of assemblies. Under the thousands of public meetings held annually in the municipality, Assigning the responsibilities related to public assemblies to only one-person creates vulnerability for local administration if the person is unavailable; In addition, the concentration of tasks and knowledge in one employee raises questions about the sustainability and effectiveness of the knowledge management system (especially specific knowledge and experiences related to the <http://intruniri.chisinau.md/> platform) within the Chisinau City Hall;
- The practice of booking places / days for assemblies many years in advance (in some cases until 2099) poses questions about the possibility of honoring the right of the organizers at the due date and eventually raises concerns regarding the existence of abuse from the organizers.

## Recommendations regarding platform administration

- To introduce in the organizational structure of Chisinau City Hall at least one more position in charge of public assemblies which, according to the job description, could manage the informational content of the platform <http://intruniri.chisinau.md/>;
- To find legal solutions for solving the situation created by the submission of assemblies notifications for many years in advance;
- To replicate of Chisinau platform in other municipalities in the Republic of Moldova through the development of similar platforms;
- To ensure the uniformity of the system for recording the public assemblies used by the authorities, especially the National Patrol Inspectorate and the Chisinau City Hall, regarding the categories of public events, in which the public assemblies and other types of events should be delimited.

## Annex 1. Mass events carried out in 2013-2017

(According to the data of the National Patrol Inspectorate)

	2013		2014		2015		2016		2017	
<i>Type of events</i>	<b>Total</b>	<b>Chisinau</b>	<b>Total</b>	<b>Chisinau</b>	<b>Total</b>	<b>Chisinau</b>	<b>Total</b>	<b>Chisinau</b>	<b>Total</b>	<b>Chisinau</b>
Social – political *	7.375	2.110	7.846	2.427	5.215	1.037	6.253	1.283	1.271	691
Protests, rallies, demonstrations *	1.532	1.192	1.503	1.357	1.739	923	1.538	1.090	1.083	342
Cultural – artistic **	1.429	779	6.112	3.604	3.734	1.176	4.980	745	6.046	714
Sport **	808	313	459	200	526	125	756	169	1.058	157
Religious **	2.738	25	1.302	29	5.306	435	5.376	442	3.661	217
Official delegations ***	197	143	284	99	119	95	158	124	231	136
<b>TOTAL:</b>	<b>14.079</b>	<b>4.562</b>	<b>17.506</b>	<b>7.716</b>	<b>16.639</b>	<b>3.791</b>	<b>19.061</b>	<b>3.853</b>	<b>13.350</b>	<b>2.257</b>
<i>Participants</i>	<i>2.107.367</i>	<i>1.784.757</i>	<i>8.461.651</i>	<i>2.314.365</i>	<i>6.509.723</i>	<i>1.615.303</i>	<i>7.294.810</i>	<i>1.932.101</i>	<i>4.280.808</i>	<i>1.174.433</i>
<i>Policemen involved for maintaining public order</i>	<i>24.890</i>	<i>14.859</i>	<i>17.997</i>	<i>11.844</i>	<i>118.804</i>	<i>81.237</i>	<i>118.728</i>	<i>76.445</i>	<i>82.447</i>	<i>46.818</i>

\* Events which are subject to prior notification procedure

\*\* Events which are subject to prior notification procedure in a small proportion

\*\*\* Events which are not subject to prior notification procedure

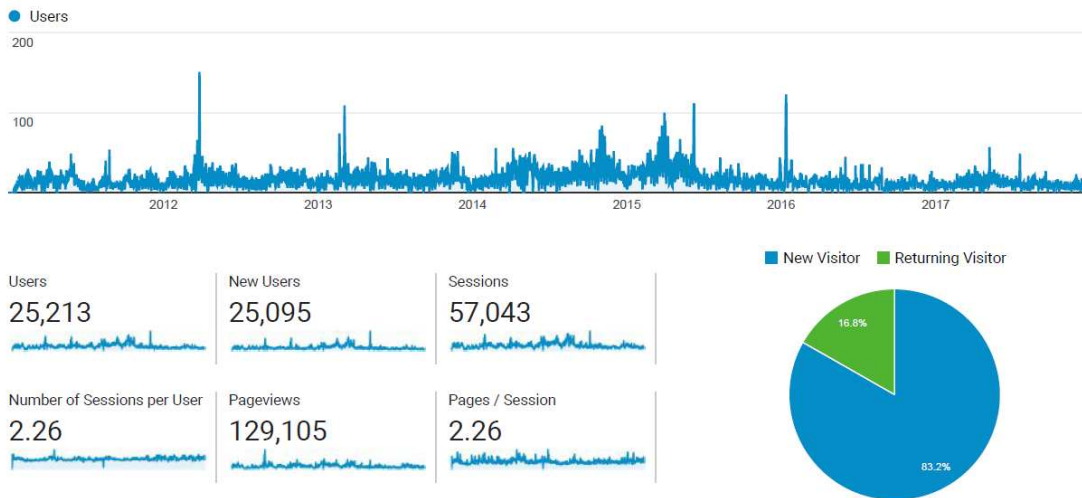
## Annex 2. Mass events carried out in 2011

Year 2011	Mass events, Total	Participants	Police officers involved for maintaining public order	Social-political events							Sport	Religious
				TOTAL:	Rallies, demonstrations, picketing	Non-authorized	Official delegations	Movements of the state leadership	Cultural-artistic			
<b>Country total:</b>	<b>14275</b>	<b>5918409</b>	<b>46612</b>	<b>9352</b>	<b>1250</b>		<b>46</b>	<b>362</b>	<b>1759</b>	<b>384</b>	<b>2780</b>	
m. Chişinău	4500	2255148	28934	3453	1181		36	289	545	272	230	
m.Bălţi	193	194275	850	143	18		1	5	16	10	24	
m.Bender	32	10668	142	24	2				2	3	3	
Anenii-Noi	263	97543	387	146	5			2	51	2	64	
Basarabasca	71	28482	151	44	3				8	1	18	
Briceni	248	113642	426	150	3			2	34	2	62	
Cahul	353	130723	618	213	4			1	50	1	89	
Călăraşi	280	96985	389	176				3	24		80	
Cantemir	262	96893	392	153	5				36		73	
Căuşeni	266	93350	465	166					31		69	
Cimişlia	250	102865	343	139	1				44		67	
Criuleni	234	116462	390	145				3	16		73	
Donduşeni	174	73736	342	104					22	2	46	
Drochia	293	117389	435	169				4	35	9	80	
Dubăsari	135	45481	489	90	1		1		16		29	
Edineţ	292	140941	506	187	2			1	16		89	
Făleşti	337	112619	487	198					26		113	
Floreşti	385	112636	501	243				1	32		110	
Glodeni	216	100686	357	130	1			1	35		51	
Hînceşti	418	126879	707	222	1			3	82	5	109	
Ialoveni	292	107804	465	166	1		1	1	49	5	72	
Ieova	245	64740	334	159				1	34		52	
Nisporeni	275	87224	436	171				7	30		74	
Ocnîţa	239	64138	442	148					30	1	60	
Orhei	564	249412	1708	320	7		1	12	61	36	147	
Rezina	273	74668	444	176				2	29		68	
Rîşcani	343	106020	531	201				1	55	4	83	
Sîngerei	397	133530	550	230				3	56		111	
Soldăneşti	199	71755	291	104	1				16		79	
Soroca	402	145838	722	251	2			2	37		114	
Ştefan-Vodă	219	104316	393	138					20	3	58	
Străşeni	292	138237	499	182	1			6	43		67	
Taraclia	168	52422	352	107	1			1	19	9	33	
Teleneşti	323	94397	482	187					35	2	99	
Ungheni	464	150405	711	274	4			8	62	5	123	
Comrat	246	78430	646	162	4		6	3	44	8	32	
C-Lunga	85	16340	163	50	1				13	1	21	
Vulcăneşti	47	11330	132	31	1				5	3	8	
<b>TOTAL:</b>	<b>14275</b>	<b>5918409</b>	<b>46612</b>	<b>9352</b>	<b>1250</b>		<b>46</b>	<b>362</b>	<b>1759</b>	<b>384</b>	<b>2780</b>	

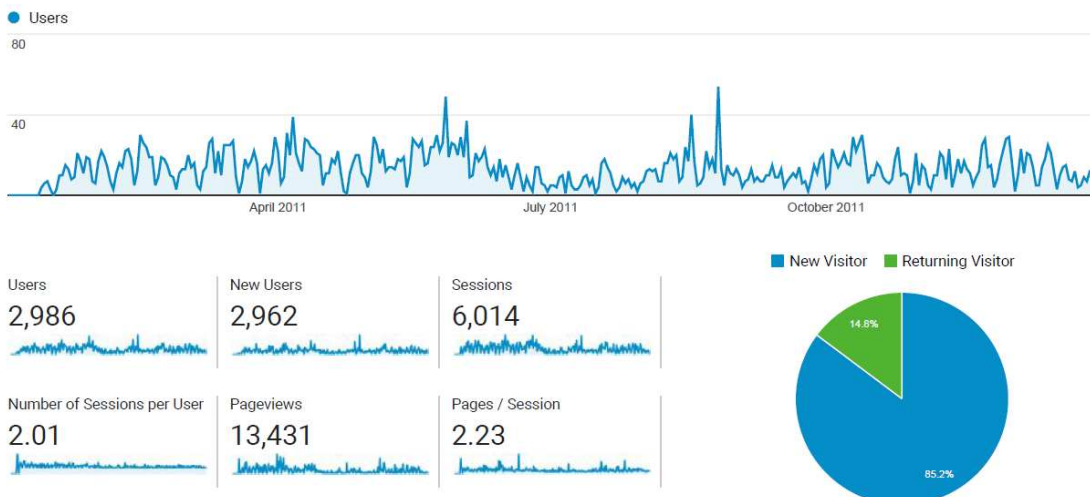
Source: Former Direction for Public Security of the Direction General Public Order Police of the Ministry of Internal Affairs

## Annex 3. Audience overview of the <http://intruniri.chisinau.md/>

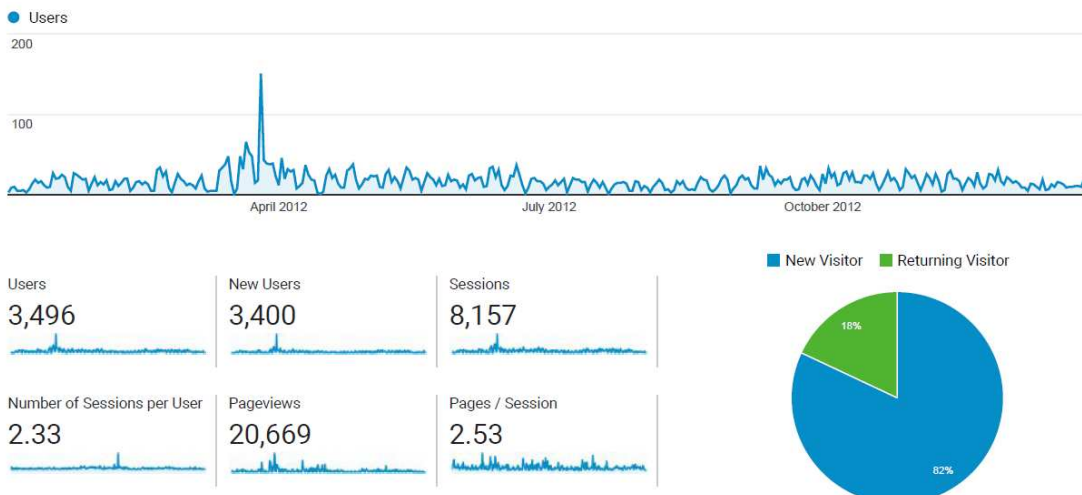
### Audience overview 2011-2017



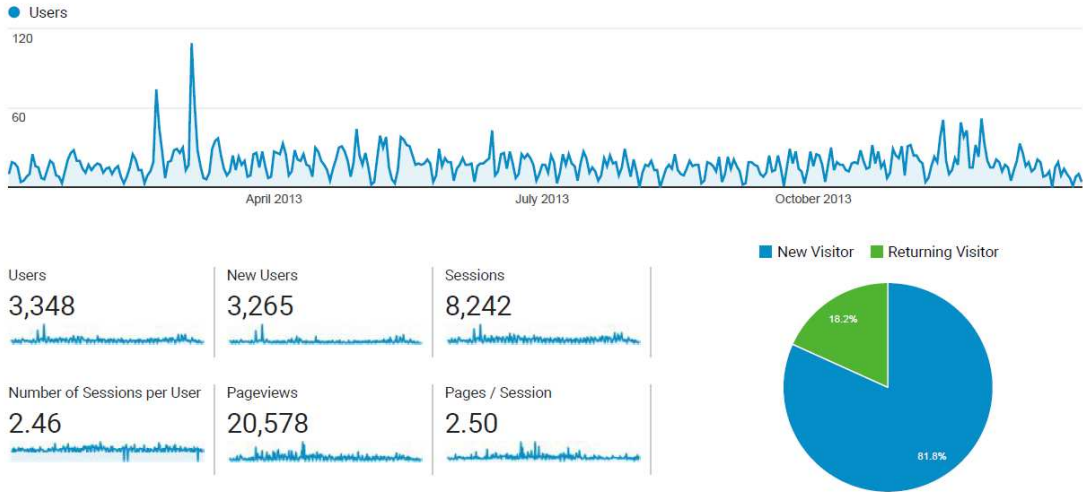
### Audience overview 2011



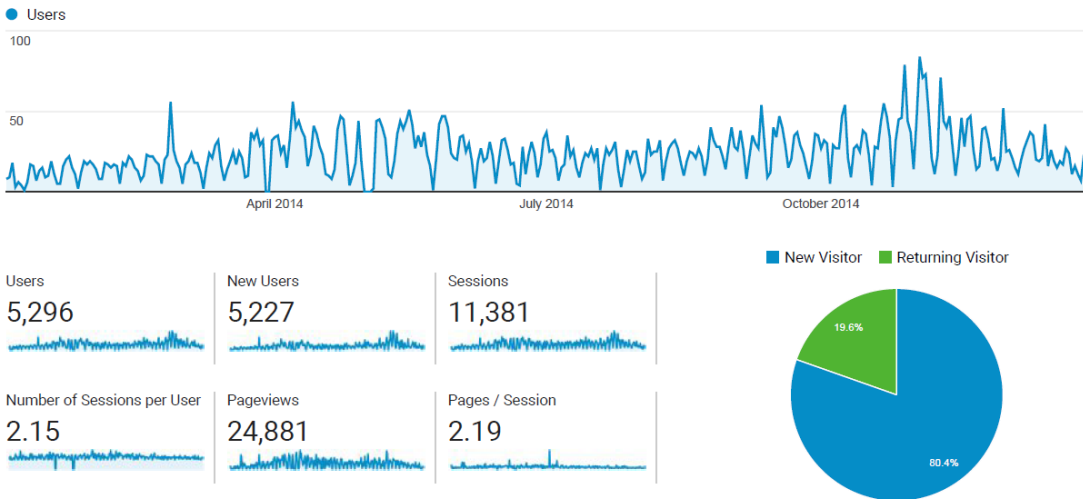
### Audience overview 2012



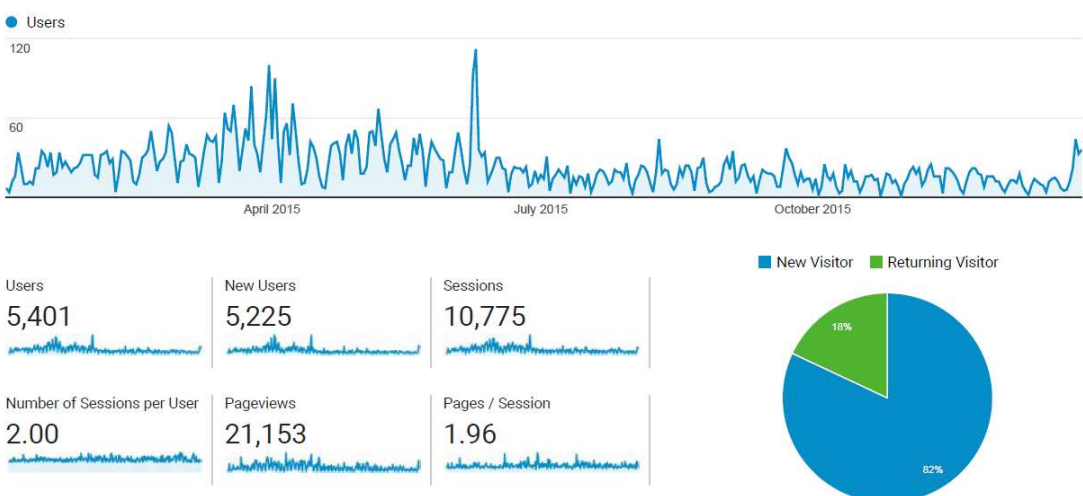
## Audience overview 2013



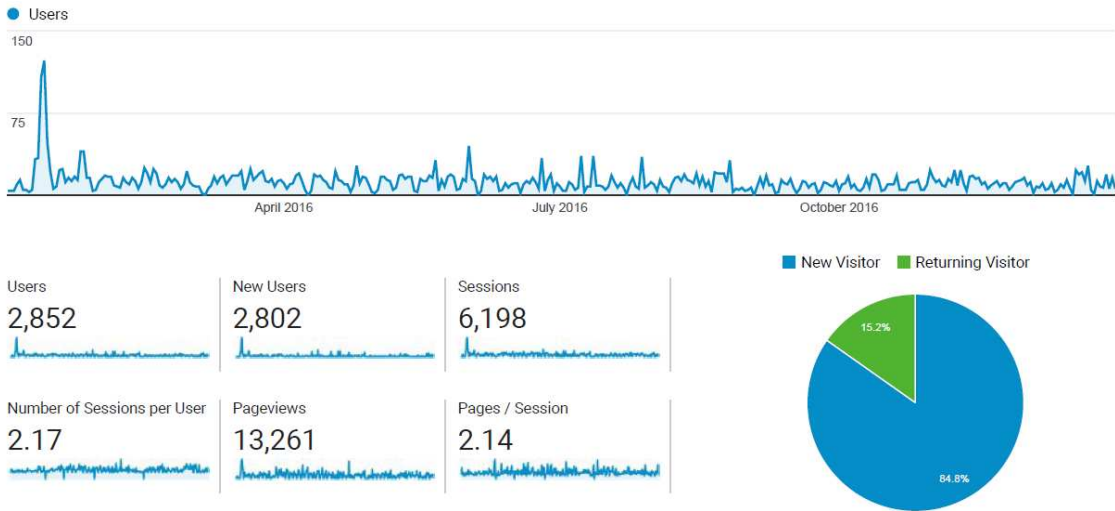
## Audience overview 2014



## Audience overview 2015



## Audience overview 2016



## Audience overview 2017

