

Promo - LEX



Promovarea democrației și a drepturilor omului

Promo-LEX Observation Mission presents the findings for the second round of election and the preliminary results on the basis of data collected in 608 polling stations from the sample



USAID
FROM THE AMERICAN PEOPLE




Promo - LEX
Promovarea democrației și a drepturilor omului

Observation Mission for the Presidential Election in the Republic of Moldova of 1 (15) November 2020 is conducted by Promo-LEX Association with the financial support of United States Agency for International Development (USAID), Soros Foundation Moldova, and Council of Europe.

Presence of advertising materials, electoral billboards and posters in the vicinity of the polling station (within the area of 100 m from the PS)

9 cases
sample




27 cases
estimated at
national level

#observatorPromoLEX

Accessibility of polling stations for persons with physical impairments

232 cases
sample



771 cases
estimated at
national level

#observatorPromoLEX

Heating of polling stations

**191 cases
sample**



**652 cases
estimated at
national level**

#observatorPromoLEX

Restricting the observers' access or preventing the free observation process at the polling station

**2 cases
sample**




**6 cases
estimated at
national level**

#observatorPromoLEX

Opening the polling stations before or after 7:00 a.m.

67 cases
sample



201 cases
estimated at
national level

#observatorPromoLEX

Ballot boxes were not sealed according to the legal procedures/tearing/damage or absence of seals on ballot boxes

**16 cases
sample**



**49 cases
estimated at
national level**

#observatorPromoLEX

Interrupted video recording of electoral procedures for polling station opening or procedures of ballot papers counting

**10 cases
sample**




**25 cases
estimated at
national level**

#observatorPromoLEX

Screening of the present electoral officials, observers and other stakeholders involved in the electoral process

27 cases
sample



73 cases
estimated at
national level

#observatorPromoLEX

Setting up polling stations to ensure social distance of 1 meter between electoral officials

33 cases
sample



101 cases
estimated at
national level

#observatorPromoLEX

**Restricting the free access to polling station
for voters who do not have a face mask
and/or gloves in COVID context**

**1 cases
sample**



**3 cases
estimated at
national level**

#observatorPromoLEX

Restricting the free access to polling station for voters with symptoms of acute respiratory disease

**2 cases
sample**



**6 cases
estimated at
national level**

#observatorPromoLEX

Unjustified presence of unauthorized persons inside or within 100 m from the polling station

**7 cases
sample**



**24 cases
estimated at
national level**

#observatorPromoLEX

Rumors, attempts or even situations of in-kind or cash rewards offered to voters within the are of 100 m from the polling station in order to influence them

**7 cases
sample**



**21 cases
estimated at
national level**

#observatorPromoLEX

Electioneering or black PR within the radius of 100 m and/or near the polling station to influence the voters

10 cases
sample



28 cases
estimated at
national level

#observatorPromoLEX

Organised voter transportation (by buses, passenger vans or other vehicles that wouldn't normally be around)

13 cases
sample



44 cases
estimated at
national level

#observatorPromoLEX

Deficient operation of Elections SAIS (suspended functionalities; situations where Elections SAIS showed that the voter had voted, although the latter claimed he had not)

**16 cases
sample**



**56 cases
estimated at
national level**

#observatorPromoLEX

Deficiencies in lists of voters (gaps between addresses;
deceased voters; signatures instead of other people)

15 cases
sample

	Name/Prenume	Adresă
1	██████	██████
2	██████	██████
3	██████	██████
4	██████	██████
5	██████	██████
6	██████	██████
7	██████	██████
8	██████	██████
9	██████	██████
10	██████	██████

Lista


	Name/Prenume	Adresă
1	██████	██████
2	██████	██████
3	██████	██████
4	██████	██████
5	██████	██████
6	██████	██████
7	██████	██████
8	██████	██████
9	██████	██████
10	██████	██████

Lista

37 cases
estimated at
national level

Taking pictures of the ballot papers, other violations of secret of vote

62 cases
sample



177 cases
estimated at
national level

#observatorPromoLEX

Unjustified group voting (2 or more people were in the voting booth at the same time)

6 cases
sample




17 cases
estimated at
national level

#observatorPromoLEX

Unjustified termination/suspension of voting at the polling station

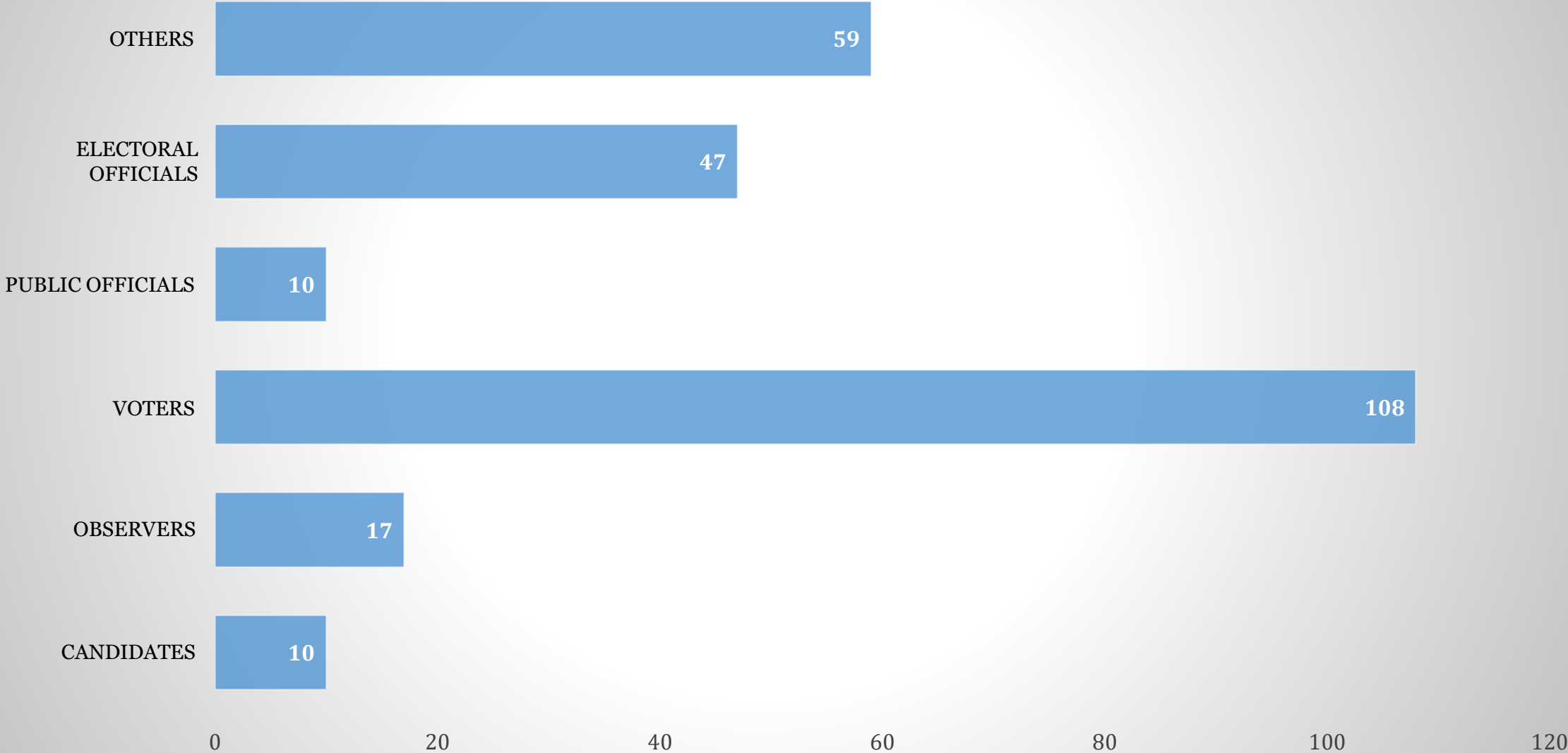
**2 cases
sample**



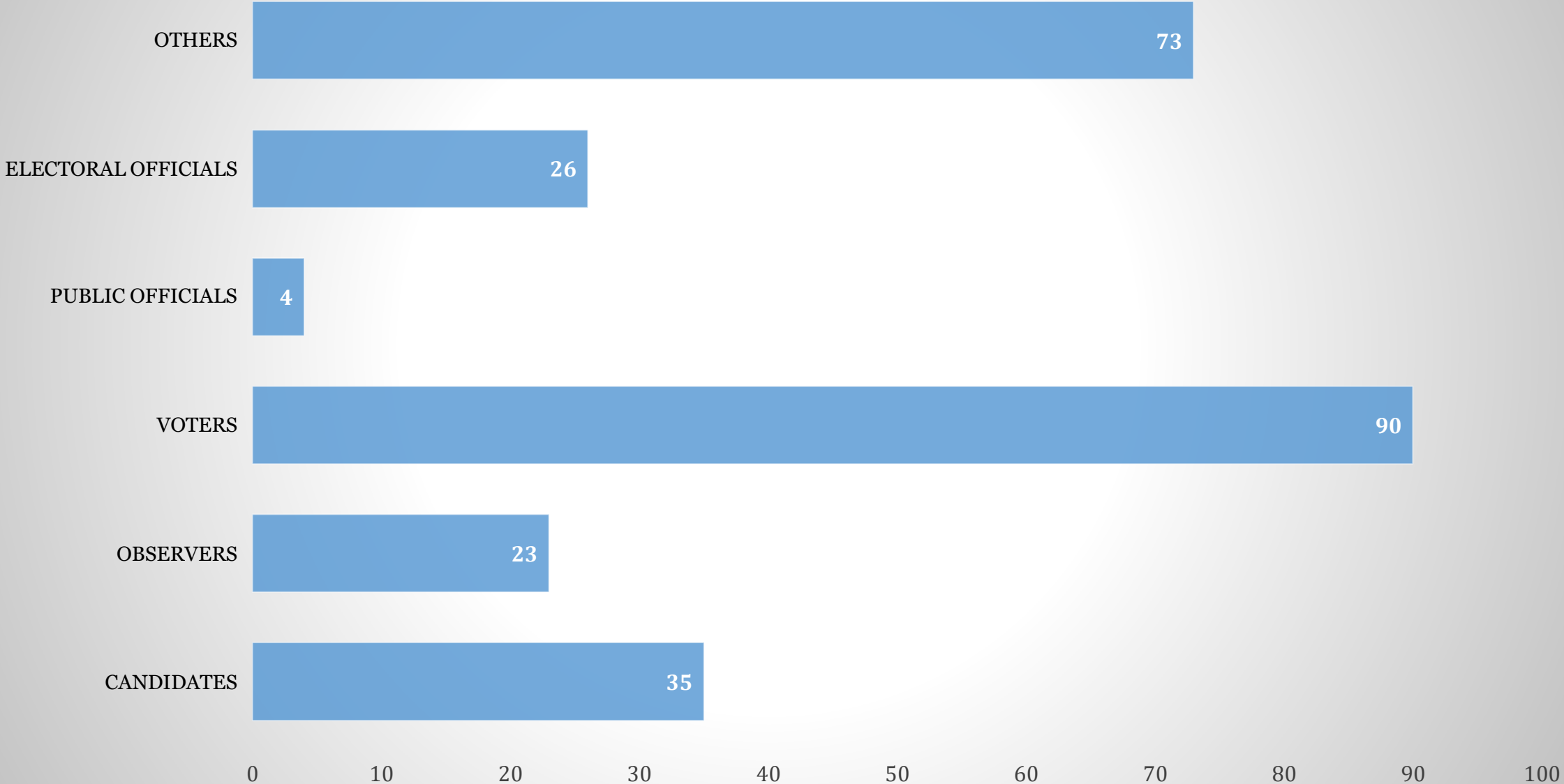
**6 cases
estimated at
national level**

#observatorPromoLEX

Who caused the incident? (sample)



Who was affected by the incident? (sample)



No.	Incident type	Presidential elections 30 October 2016		Parliamentary election 24 February 2019	Presidential election 1 November 2020 (national estimate)	
		Round I	Round II		Round I	Round II
1	Restricted access or obstructing the observation process in the PS	20	6	24	6	6
2	Ballot boxes were not sealed according to the legal procedures/tearing/damage or absence of seals on ballot boxes	18	9	86	26	49
3	Lack of the necessary in the polling station: lists of voters, ballot papers, round stamp with the number of the electoral office, stamps with "Voted", "Cancelled" inscription, special stamp with "Election 01.11.2020", seals for ballot boxes	0	0	5	0	5
4	Unjustified group voting (2 or more people were in the voting booths at the same time)	0	0	83	96	17
5	Unjustified presence of unauthorised persons in the polling station	30	55	46	50	24
6	Ballot papers that were not distributed to EOPS members are not kept in a safe place at the polling station	7	0	2	0	0
7	Rumors, attempts or even situations of material rewards or money offered to voters within the perimeter and/or near the polling station to influence them	7	10	63	16	21
8	Electioneering or black PR in the polling station to influence the voters	21	20	64	12	28
9	Organised voter transportation (by buses, passenger vans or other vehicles that wouldn't normally be around)	22	39	91	37	44


No.	Incident type	Presidential elections 30 October 2016		Parliamentary election 24 February 2019	Presidential election 1 November 2020 (national estimate)	
		Round I	Round II		Round I	Round II
10	Unjustified termination/suspension of voting at the polling station	0	0	3	32	6
11	Acts of violence or bullying against voters or other persons	22	19	34	37	20
12	Deficient operation of Elections SAIS (suspended functionalities; situations where Elections SAIS showed that the voter had voted, although the latter claimed he had not)	28	42	66	14	56
13	Deficiencies in lists of voters (gaps between addresses; deceased voters; signatures instead of other people)	5	27	127	40	37
14	Taking pictures of the ballot papers, other violations of secret of vote	16	84	110	57	177
15	Deterioration of ballot papers or other incidents related to their non-compliant use	0	0	60	0	0
16	Interrupted video recording of voting and ballot papers counting procedures, other incidents related to voting process recording	0	0	76	33	25
17	Advertising materials, electoral billboards and posters in the vicinity of the polling station (within 100 meters from the PS)	40	16	0	24	7
18	Other	40	79	80	9	212
Total:		267	406	1020	489	734

Presentation of preliminary results of quick vote counting (sample, 608 PSs)

PS Total No	1962
No of PSs monitored by Promo-LEX	608
No of protocols received	608
No of protocols with errors	8
No of missing protocols	0

Preliminary results on the basis of the data collected by Promo-LEX, as of 9:10 a.m.

$c \geq d$ (1 error)

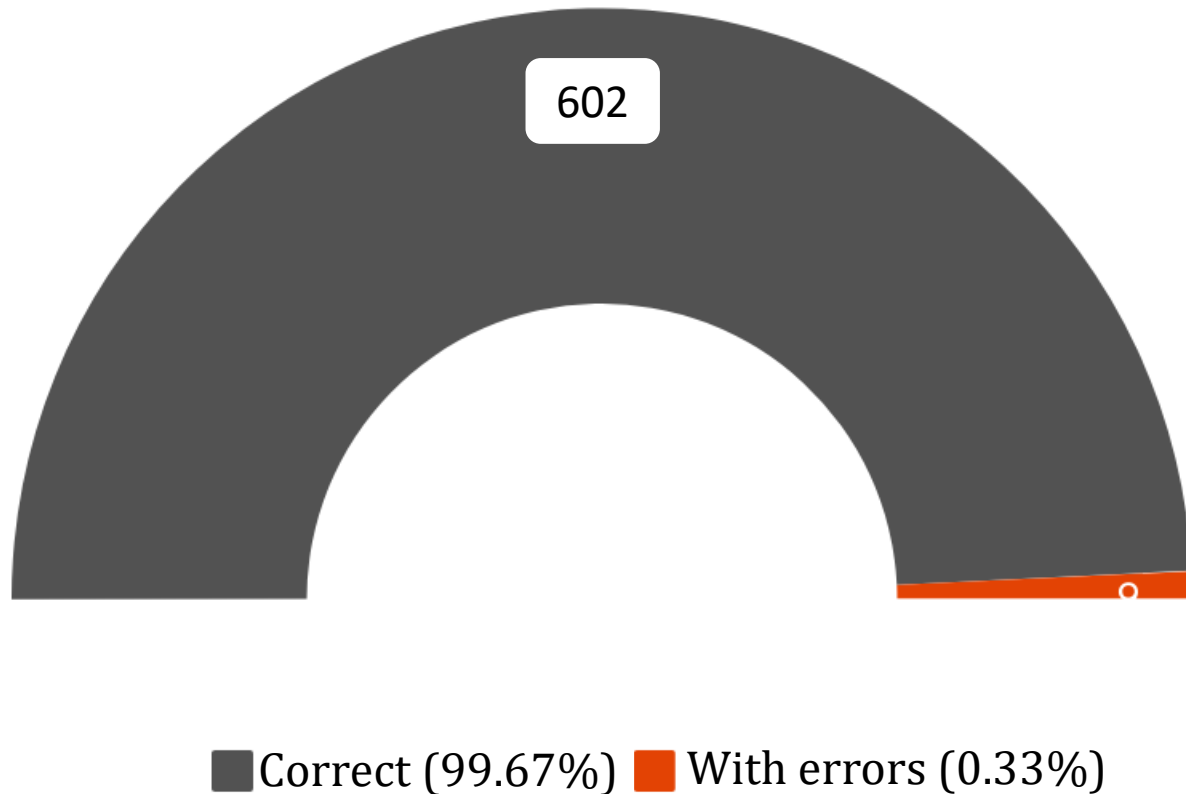


■ Correct (99.84%) ■ With errors (0.16%)

c- Number of voters who were issued ballot papers

d- Number of voters who voted

$d=f+h$ (2 errors)

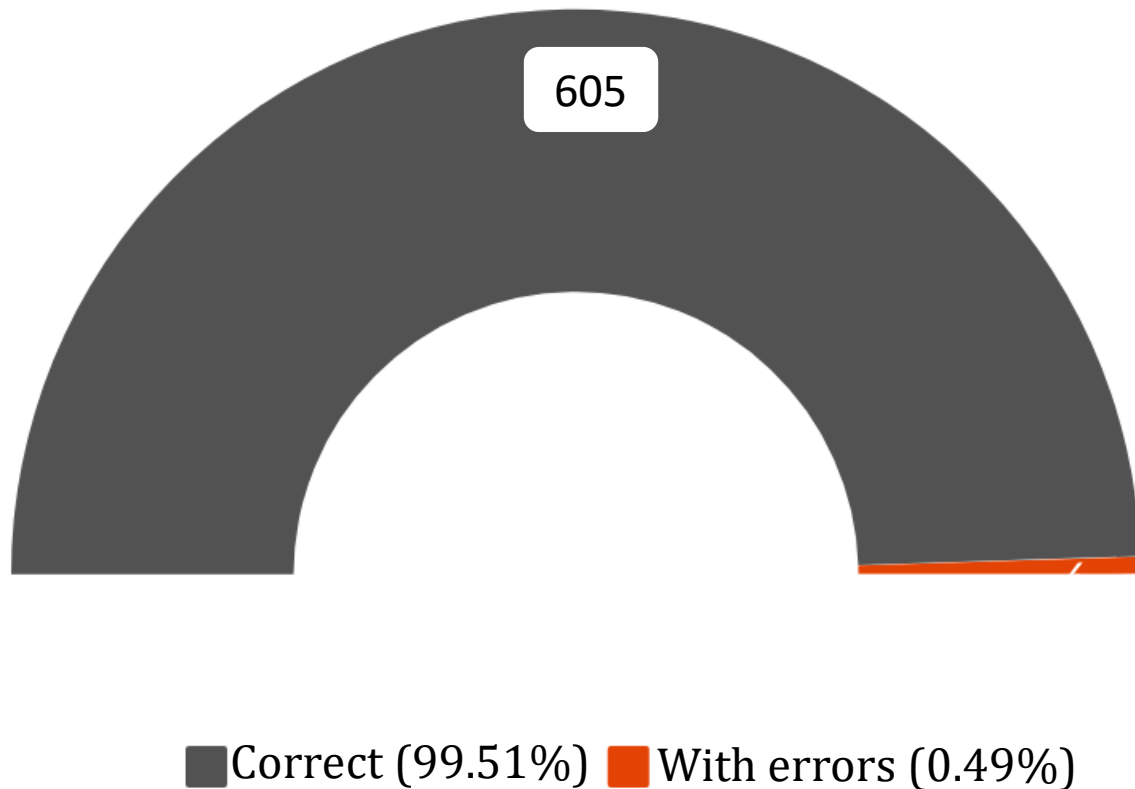


d- Number of voters who voted

f- Number of ballot papers declared invalid

h- Number of valid votes cast

$e=c-d$ (3 errors)




e- Figure that stands for the difference between ballot papers received by voters and number of voters who voted

c- Number of voters who were issued ballot papers

d- Number of voters who voted

$f=d-h$ (2 errors)

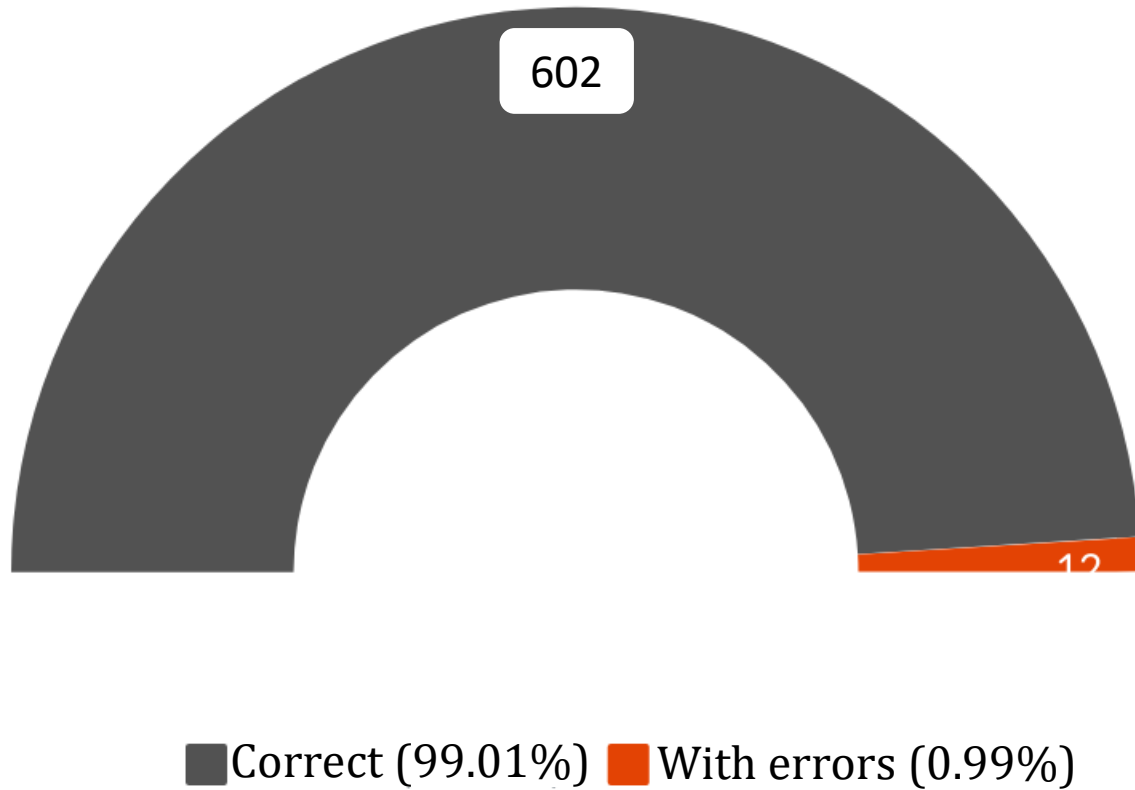


f- Number of ballot papers declared invalid

d- Number of voters who voted

h- Number of valid votes cast

$i=c+j$ (6 errors)

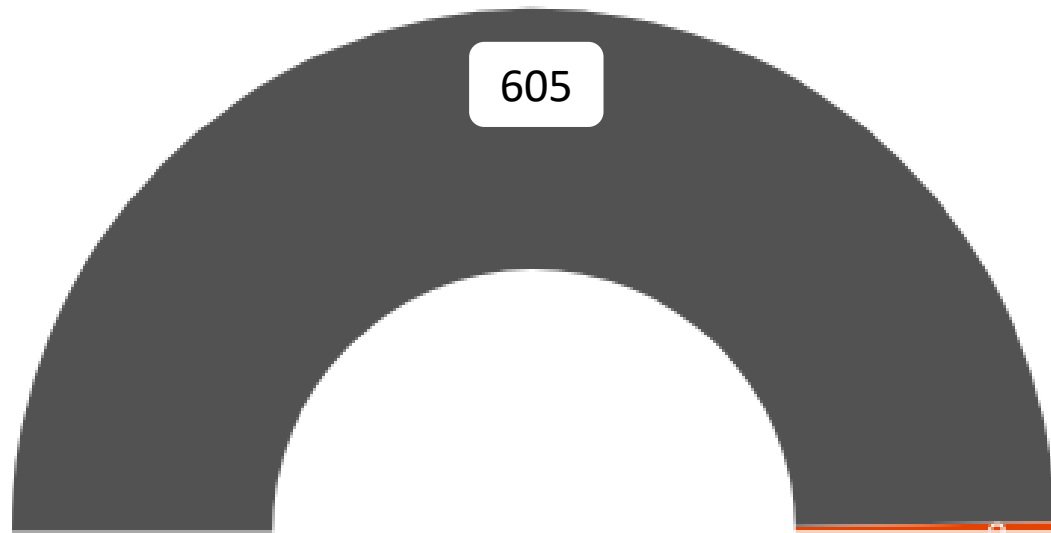


i- Number of ballot papers received by EOPS

c- Number of voters who were issued ballot papers

j- Number of total ballot papers not used and annulled

$h = g1 + g2$ (3 errors)

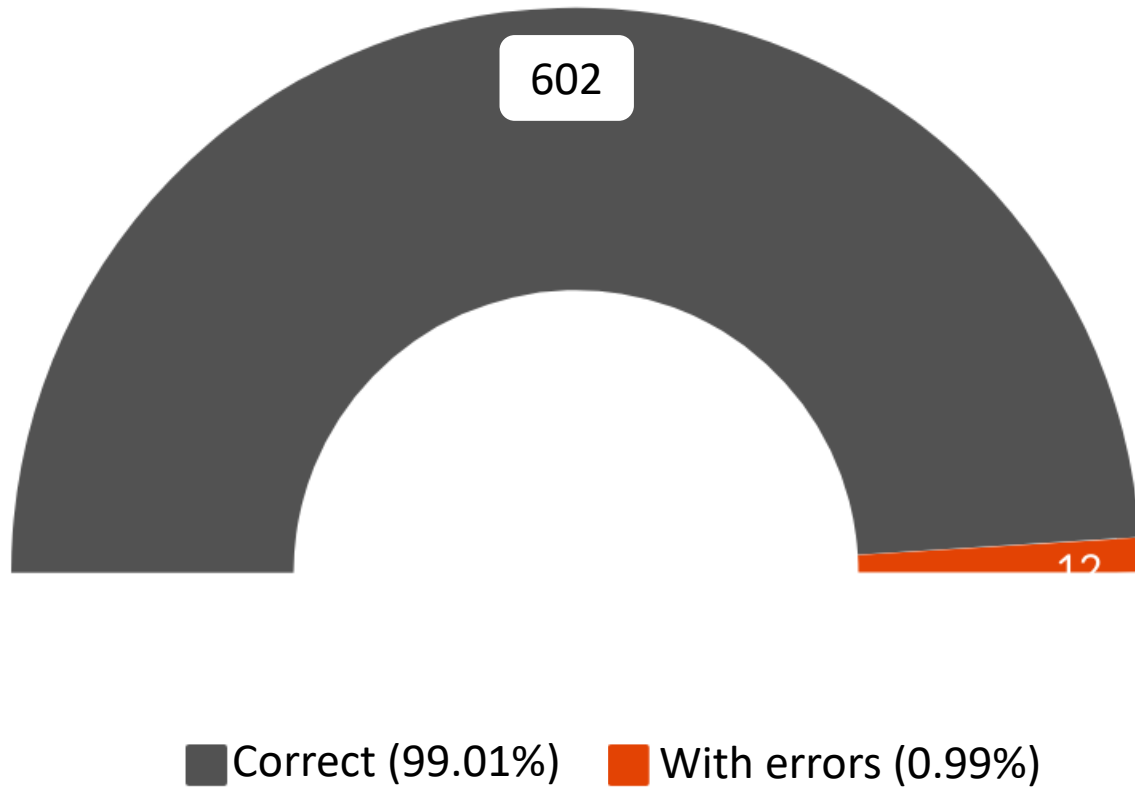


■ Correct (99.51%) ■ With errors (0.49%)

h - Number of valid votes cast

$g1 + g2$ - Total number of valid votes cast

$j=i-c$ (6 errors)

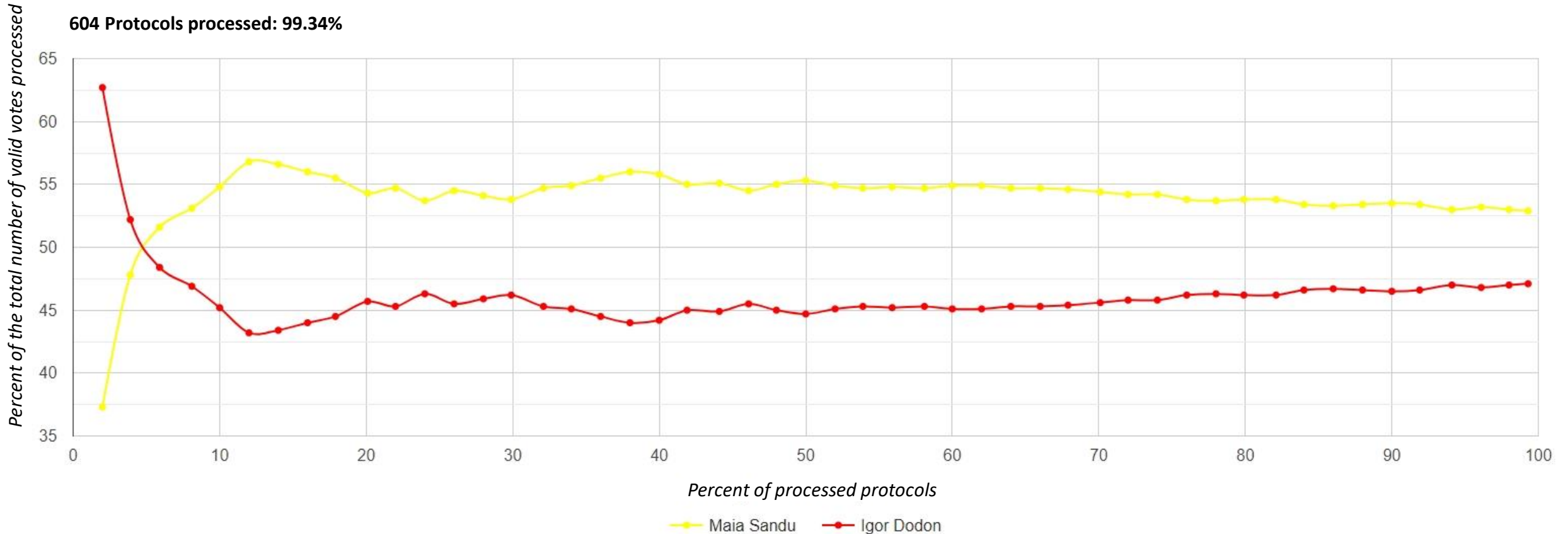


j- Number of total ballot papers not used and annulled

i- Number of ballot papers received by EOPS

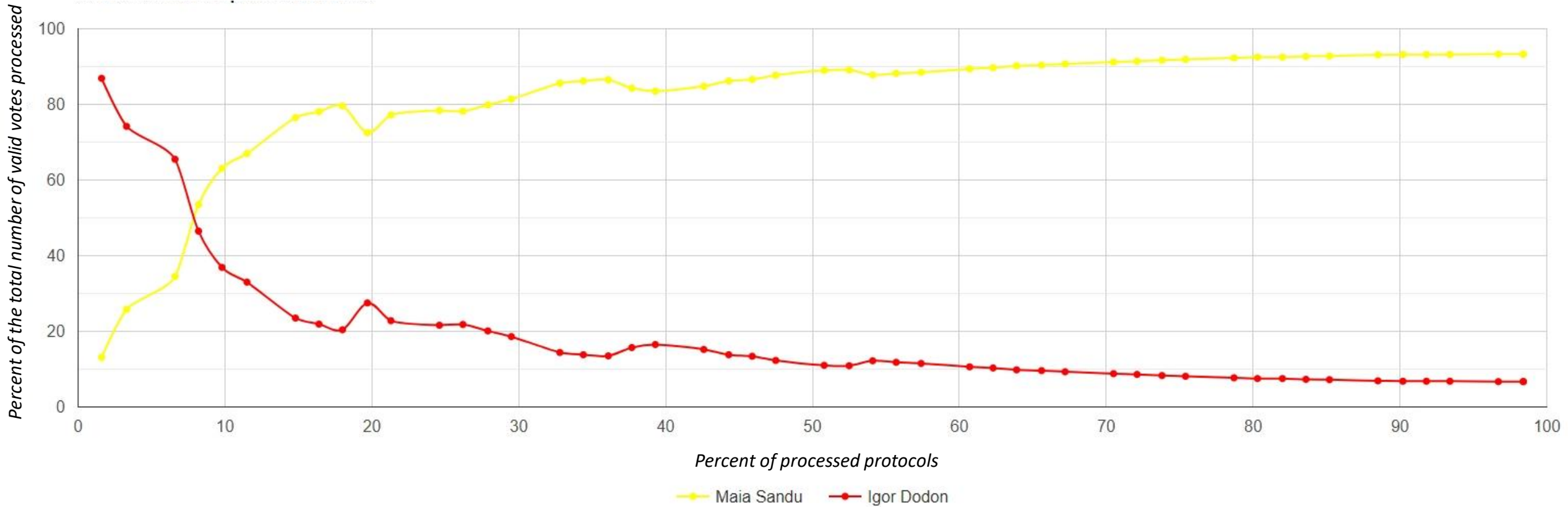
c- Number of voters who were issued ballot papers

Evolution of candidates' scores by the number of processed protocols, % (sample)

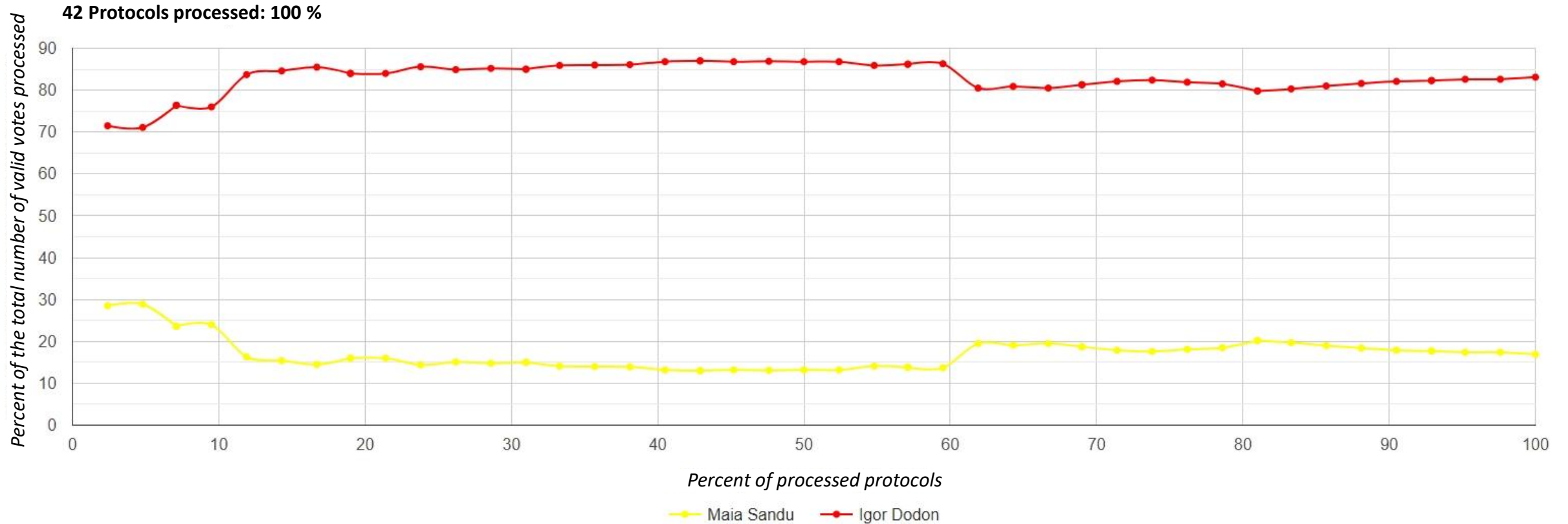


Evolution of candidates' scores by the number of processed protocols, % Diaspora (Promo-LEX STOs)

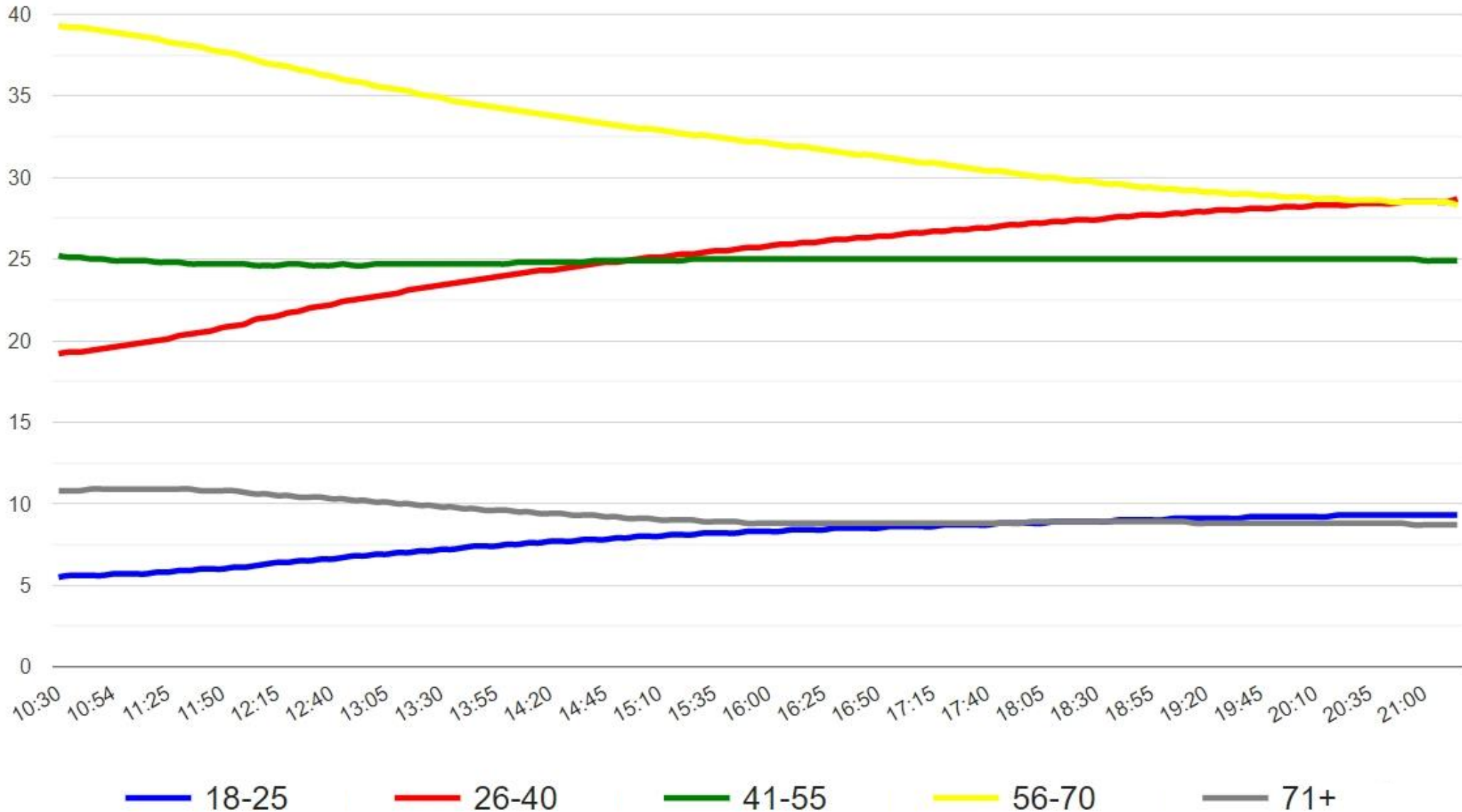
60 Protocols processed: 99.36%



Evolution of candidates' scores by the number of processed protocols, % Left of Nistru (Promo-LEX STOs)



The evolution of the participation on the age category of the voters in the second round of elections



Preliminary vote counting results



Maia Sandu



Igor Dodon

52.9%

Promo-LEX

sample, 99.34%

47.1%

51.88%

CEC

(national, without diaspora and the left bank of Nistru)

48.12%

57.74%

CEC (total)

99.95%

42.26%

Second round election results, 2020 vs 2016



Maia Sandu

766 593

2016

943 486

2020

+ 176 893



Igor Dodon

834 081

690 139

- 143 942

Promo - LEX



Promovarea democrației și a drepturilor omului

Thank you for your attention!